MASTERMANG

MANGUEIRAS E CONEXÕES

CATÁLOGO DE PRODUTOS

CATALOQUE OF PRODUCTS

CATÁLOGO DE PRODUCTOS




ORFS SERIES







Terminais Pré Prewnsados

MANGUEIRAS 2 TA 4TA

Terminais Pré Prewnsados

MANGUEIRAS 2 TA 4TA



TERMINAIS PRENSÁVEIS

LINHA UNF JIC - Cone de Vedação 37°

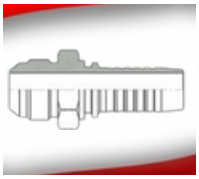

Macho Fixo Reto

MM100MJ

Rosca	Pol.	Bitola	MMMMMM100MJ-
7/16"-20	1/4"	4	04-04
1/2"-20	1/4"	4	MM100MJ-05-04
9/16"-18	1/4"	4	MM100MJ-06-04
9/16"-18	3/8"	6	MM100MJ-06-06
9/16"-18	1/2"	8	MM100MJ-06-08
3/4"-16	3/8"	6	MM100MJ-08-06
3/4"-16	1/2"	8	MM100MJ-08-08
7/8"-14	3/8"	6	MM100MJ-10-06
7/8"-14	1/2"	8	MM100MJ-10-08
7/8"-14	5/8"	10	MM100MJ-10-10
1.1/16"-12	1/2"	8	MM100MJ-12-08
1.1/16"-12	5/8"	10	MM100MJ-12-10
1.1/16"-12	3/4"	12	MM100MJ-12-12
1.5/16"-12	3/4"	12	MM100MJ-16-12
1.5/16"-12	1"	16	MM100MJ-16-16
1.5/8"-12	1"	16	MM100MJ-20-16
1.5/8"-12	1.1/4"	20	MM100MJ-20-20
	1.1/2"	24	MM100MJ-24-24
1.7/8" -12	2"	32	MM100MJ-32-32
2.1/2" -12			

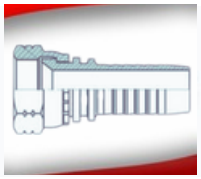

Fêmea Giratória Reta JIC

MM100FJ

Rosca	Pol.	Bitola	Código
7/16"-20	1/4"	4	MM100FJ-04-04
7/16"-20	3/8"	6	MM100FJ-04-06
1/2"-20	1/4"	4	MM100FJ-05-04
9/16"-18	1/4"	4	MM100FJ-06-04
9/16"-18	5/16"	5	MM100FJ-06-05
9/16"-18	3/8"	6	MM100FJ-06-06
9/16"-18	1/2"	8	MM100FJ-06-08
3/4"-16	1/4"	4	MM100FJ-08-04
3/4"-16	3/8"	6	MM100FJ-08-06
3/4"-16	1/2"	8	MM100FJ-08-08
3/4"-16	5/8"	10	MM100FJ-08-10
7/8"-14	3/8"	6	MM100FJ-10-06
7/8"-14	1/2"	8	MM100FJ-10-08
7/8"-14	5/8"	10	MM100FJ-10-10
7/8"-14	3/4"	12	MM100FJ-10-12
1.1/16"-12	1/2"	8	MM100FJ-12-08
1.1/16"-12	5/8"	10	MM100FJ-12-10
1.1/16"-12	3/4"	12	MM100FJ-12-12
1.1/16"-12	1"	16	MM100FJ-12-16
1.5/16"-12	3/4"	12	MM100FJ-16-12
1.5/16"-12	1"	16	MM100FJ-16-16
1.5/8"-12	1"	16	MM100FJ-20-16
1.5/8"-12	1.1/4"	20	MM100FJ-20-20
1.7/8"-12	1.1/4"	20	MM100FJ-24-20
1.7/8"-12	1.1/2"	24	MM100FJ-24-24
2.1/2"-12	2"	32	MM100FJ-32-32



Fêmea Giratória 45° JIC

MM145FJ

Rosca	Pol.	Bitola	Código
7/16"-20	1/4"	4	MM145FJ04-04
1/2"-20	1/4"	4	MM145FJ05-04
9/16"-18	1/4"	4	MM145FJ06-04
9/16"-18	3/8"	6	MM145FJ06-06
3/4"-16	3/8"	6	MM145FJ08-06
3/4"-16	1/2"	8	MM145FJ08-08
7/8"-14	1/2"	8	MM145FJ10-08
7/8"-14	5/8"	10	MM145FJ10-10
1.1/16"-12	5/8"	10	MM145FJ12-10
1.1/16"-12	3/4"	12	MM145FJ12-12
1.5/16"-12	3/4"	12	MM145FJ16-12
1.5/16"-12	1"	16	MM145FJ16-16
1.5/8"-12	1"	16	MM145FJ20-16
1.5/8"-12	1.1/4"	20	MM145FJ20-20
1.7/8"-12	1.1/2"	24	MM145FJ24-24
	2"	32	MM145FJ32-32
2.1/2" -12			

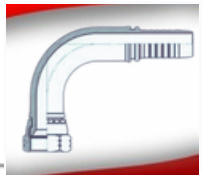

Fêmea Giratória 90° JIC

MM190FJ

Rosca	Pol.	Bitola	Código
7/16"-20	1/4"	4	MM190FJ-04-04
7/16"-20	1/4"	4	MM190FJ-04-04-L
1/2"-20	1/4"	4	MM190FJ-05-04
9/16"-18	1/4"	4	MM190FJ-06-04
9/16"-18	1/4"	4	MM190FJ-06-04-L
9/16"-18	3/8"	6	MM190FJ-06-06
9/16"-18	3/8"	6	MM190FJ-06-06-L
9/16"-18	1/2"	8	MM190FJ-06-08
3/4"-16	3/8"	6	MM190FJ-08-06
3/4"-16	3/8"	6	MM190FJ-08-06-L
3/4"-16	1/2"	8	MM190FJ-08-08
3/4"-16	1/2"	8	MM190FJ-08-08-L
3/4"-16	1/2"	10	MM190FJ-08-10
7/8"-14	3/8"	6	MM190FJ-10-06
7/8"-14	1/2"	8	MM190FJ-10-08
7/8"-14	1/2"	8	MM190FJ-10-08-L
7/8"-14	5/8"	10	MM190FJ-10-10
7/8"-14	3/4"	12	MM190FJ-10-12
1.1/16"-12	1/2"	8	MM190FJ-12-08
1.1/16"-12	5/8"	10	MM190FJ-12-10
1.1/16"-12	5/8"	10	MM190FJ-12-10-L
1.1/16"-12	3/4"	12	MM190FJ-12-12
1.1/16"-12	3/4"	12	MM190FJ-12-12-L
1.1/16"-12	1"	16	MM190FJ-12-16
1.5/16"-12	3/4"	12	MM190FJ-16-12
1.5/16"-12	1"	16	MM190FJ-16-16
1.5/16"-12	1"	16	MM190FJ-16-16-L
1.5/8"-12	1"	16	MM190FJ-20-16
1.5/8"-12	1.1/4"	20	MM190FJ-20-20
1.7/8"-12	1.1/2"	24	MM190FJ-24-24
2.1/2"-12	2"	32	MM190FJ-32-32

LINHA UNF JIC - Cone de Vedação 45°

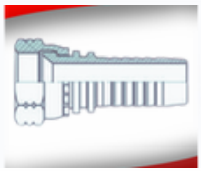

Fêmea Giratória Reta UNF JIC 45°

MM100FS

Rosca	Pol.	Bitola	MM100FS-
5/8"-6	3/8"	6	06-06

Fêmea Giratória 90° UNF JIC 45°

MM190FS

Rosca	Pol.	Bitola	MM100FS-
5/8"-6	3/8"	6	06-06

LINHA BSP JIC

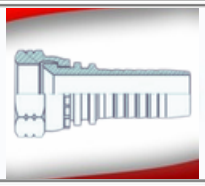

Fêmea Giratória Reta BSP JIC

MM100FBJ

Rosca	Pol.	Bitola	Código
1/4"-19	1/4"	4	MMMM100FBJ-04-04
3/8"-19	1/4"	4	MMMM100FBJ-06-04
3/8"-19	3/8"	6	MMMM100FBJ-06-06
1/2"-14	3/8"	6	MMMM100FBJ-08-06
1/2"-14	1/2"	8	MMMM100FBJ-08-08
3/4"-14	3/4"	12	MMMM100FBJ-12-12
1"-11	1"	16	MMMM100FBJ-16-16



Fêmea Giratória 90° BSP JIC

MM190FBJ

Rosca	Pol.	Bitola	Código
1/4"-19	1/4"	4	MMMM190FBJ-04-04
3/8"-19	3/8"	6	MMMM190FBJ-06-06
1/2"-14	3/8"	6	MMMM190FBJ-08-06
1/2"-14	1/2"	8	MMMM190FBJ-08-08
3/4"-14	3/4"	12	MMMM190FBJ-12-12
1"-11	1"	16	MMMM190FBJ-16-16

LINHA UNF JIC - Cone de Vedação 45°



Macho Fixo Reto UNF JIC 45°

MM100MS

Rosca	Pol.	Bitola	MM100MS-
5/8" - 6	3/8"	6	06-06

TERMINAIS PRENSÁVEIS

LINHA Métrica



Macho Fixo Reto Rosca Métrica, Vedação Cone 24°

MM100MM

Rosca	Pol.	Bitola 6	
M12	1/4"	6 8	MM100MM-12-04-T06
M14	1/4"		MM100MM-14-04-T06
M14	1/4"	10	MM100MM-14-04-T08
M16	1/4"	10	MM100MM-16-04-T10
M16	3/8"	12	MM100MM-16-06-T10
M18	3/8"	12	MM100MM-18-06-T12
M18	1/2"	12	MM100MM-18-08-T12
M20	3/8"	12	MM100MM-20-06-T12
M20	1/2"	14	MM100MM-20-08-T12
M22	3/8"	15	MM100MM-22-06-T14
M22	3/8"	14	MM100MM-22-06-T15
M22	1/2"	15	MM100MM-22-08-T14
M22	1/2"	16	MM100MM-22-08-T15
M24	3/8"	16	MM100MM-24-06-T16
M24	1/2"	16	MM100MM-24-08-T16
M24	5/8"	18	MM100MM-24-10-T16
M26	1/2"	18	MM100MM-26-08-T18
M26	5/8"	19	MM100MM-26-10-T18
M28	5/8"	20	MM100MM-28-10-T19
M30	5/8"	21	MM100MM-30-10-T20
M30	5/8"	20	MM100MM-30-10-T21
M30	3/4"	22	MM100MM-30-12-T20
M30	3/4"	25	MM100MM-30-12-T22
M34	3/4"	25	MM100MM-34-12-T25
M34	1"	25	MM100MM-34-16-T25
M36	3/4"	28	MM100MM-36-12-T25
M36	3/4"	25	MM100MM-36-12-T28
M36	1"	28	MM100MM-36-16-T25
M36	1"	30	MM100MM-36-16-T28
M42	1"	32	MM100MM-42-16-T30
M42	1"	35	MM100MM-42-16-T32
M45	1.1/4"	38	MM100MM-45-20-T35
M48	1.1/4"	38	MM100MM-48-20-T38
M52	1.1/4"	42	MM100MM-52-20-T38
M52	1.1/4"	38	MM100MM-52-20-T42
M52	1.1/2"	42	MM100MM-52-24-T38
M52	1.1/2"		MM100MM-52-24-T42



Fêmea Reta DKO-DIN2353 - Métrica

MM100FD

Rosca	Bitola	Tubo	Código
M12	1/4"	6	MM100FD-12-04-T06
M14	1/4"	6	MM100FD-14-04-T06
M14	1/4"	8	MM100FD-14-04-T08
M16	1/4"	8	MM100FD-16-04-T08
M16	1/4"	10	MM100FD-16-04-T10
M16	3/8"	8	MM100FD-16-06-T08
M16	3/8"	10	MM100FD-16-06-T10
M18	1/4"	12	MM100FD-18-04-T12
M18	3/8"	12	MM100FD-18-06-T12
M18	1/2"	12	MM100FD-18-08-T12
M20	3/8"	12	MM100FD-20-06-T12
M20	1/2"	12	MM100FD-20-08-T12
M22	3/8"	14	MM100FD-22-06-T14
M22	3/8"	15	MM100FD-22-06-T15
M22	1/2"	14	MM100FD-22-08-T14
M22	1/2"	14	MM100FD-22-08-T15
M24	3/8"	16	MM100FD-24-06-T16
M24	1/2"	16	MM100FD-24-08-T16
M24	5/8"	16	MM100FD-24-10-T16
M26	1/2"	18	MM100FD-26-08-T18
M26	5/8"	18	MM100FD-26-10-T18
M28	5/8"	19	MM100FD-28-10-T19
M30	5/8"	20	MM100FD-30-10-T20
M30	5/8"	21	MM100FD-30-10-T21
M30	3/4"	20	MM100FD-30-12-T20
M30	3/4"	22	MM100FD-30-12-T22
M34	3/4"	25	MM100FD-34-12-T25
M34	1"	25	MM100FD-34-16-T25
M36	3/4"	25	MM100FD-36-12-T25
M36	3/4"	28	MM100FD-36-12-T28
M36	1"	25	MM100FD-36-16-T25
M36	1"	28	MM100FD-36-16-T28
M42	1"	30	MM100FD-42-16-T30
M42	1"	32	MM100FD-42-16-T32
M42	1.1/4"	30	MM100FD-42-20-T30
M45	1.1/4"	35	MM100FD-45-20-T35
M48	1.1/4"	38	MM100FD-48-20-T38
M52	1.1/4"	38	MM100FD-52-20-T38
M52	1.1/4"	42	MM100FD-52-20-T42
M52	1.1/2"	38	MM100FD-52-24-T38
M52	1.1/2"	42	MM100FD-52-24-T42



Fêmea 45° DKO-DIN2353 - Métrica

MM145FD

Rosca	Bitola	Tubo	Código
M12	1/4"	6	MM145FD-12-04-T06
M14	1/4"	8	MM145FD-14-04-T08
M16	1/4"	8	MM145FD-16-04-T08
M16	1/4"	10	MM145FD-16-04-T10
M16	3/8"	10	MM145FD-16-06-T10
M18	3/8"	12	MM145FD-18-06-T12
M20	3/8"	12	MM145FD-20-06-T12
M20	1/2"	12	MM145FD-20-08-T12
M22	3/8"	14	MM145FD-22-06-T14
M22	3/8"	15	MM145FD-22-06-T15
M22	1/2"	14	MM145FD-22-08-T14
M22	1/2"	15	MM145FD-22-08-T15
M24	1/2"	16	MM145FD-24-08-T16
M26	5/8"	18	MM145FD-26-10-T18
M28	5/8"	19	MM145FD-28-10-T19
M30	5/8"	20	MM145FD-30-10-T20
M30	3/4"	20	MM145FD-30-12-T20
M30	3/4"	22	MM145FD-30-12-T22
M36	3/4"	25	MM145FD-36-12-T25
M36	3/4"	28	MM145FD-36-12-T28
M36	1"	25	MM145FD-36-16-T25
M36	1"	28	MM145FD-36-16-T28
M42	1"	30	MM145FD-42-16-T30
M42	1"	32	MM145FD-42-16-T32
M42	1.1/4"	30	MM145FD-42-20-T30
M45	1.1/4"	35	MM145FD-45-20-T35
M48	1.1/4"	38	MM145FD-48-20-T38
M52	1.1/4"	38	MM145FD-52-20-T38
M52	1.1/4"	20	MM145FD-52-20-T42
M52	1.1/2"	38	MM145FD-52-24-T38
M52	1.1/2"	42	MM145FD-52-24-T42

Fêmea 90° DKO-DIN2353 - Métrica

MM190FD

Rosca	Bitola	Tubo	Código
M12	1/4"	6	MM190FD-12-04-T06
M14	1/4"	4	MM190FD-14-04-T06
M14	1/4"	8	MM190FD-14-04-T08
M16	1/4"	8	MM190FD-16-04-T08
M16	1/4"	10	MM190FD-16-04-T10
M16	3/8"	8	MM190FD-16-06-T08
M16	3/8"	10	MM190FD-16-06-T10
M18	3/8"	12	MM190FD-18-06-T12
M18	1/2"	12	MM190FD-18-08-T12
M20	3/8"	12	MM190FD-20-06-T12
M20	1/2"	12	MM190FD-20-08-T12
M22	3/8"	6	MM190FD-22-06-T14
M22	3/8"	6	MM190FD-22-06-T15
M22	1/2"	14	MM190FD-22-08-T14
M22	1/2"	15	MM190FD-22-08-T15
M24	3/8"	16	MM190FD-24-06-T16
M24	1/2"	16	MM190FD-24-08-T16
M24	5/8"	16	MM190FD-24-10-T16
M26	1/2"	18	MM190FD-26-08-T18
M26	5/8"	18	MM190FD-26-10-T18
M28	5/8"	19	MM190FD-28-10-T19
M30	5/8"	20	MM190FD-30-10-T20
M30	3/4"	20	MM190FD-30-12-T20
M30	3/4"	22	MM190FD-30-12-T22
M34	3/4"	25	MM190FD-34-12-T25
M34	1"	25	MM190FD-34-16-T25
M36	3/4"	25	MM190FD-36-12-T25
M36	3/4"	28	MM190FD-36-12-T28
M36	1"	25	MM190FD-36-16-T25
M36	1"	28	MM190FD-36-16-T28
M42	1"	30	MM190FD-42-16-T30
M42	1.1/4"	30	MM190FD-42-20-T30
M42	1"	32	MM190FD-42-16-T32
M45	1.1/4"	35	MM190FD-45-20-T35
M48	1.1/4"	38	MM190FD-48-20-T38
M52	1.1/4"	38	MM190FD-52-20-T38
M52	1.1/4"	20	MM190FD-52-20-T42
M52	1.1/2"	38	MM190FD-52-24-T38
M52	1.1/2"	42	MM190FD-52-24-T42

LINHA Banjo Métrico (Olhal)



Banjo Métrico Reto

MM100BM

Rosca	Bitola	
M10	1/4"	MM100BM-10-04
M12	1/4"	MM100BM-12-04
M12	3/8"	MM100BM-12-06
M14	1/4"	MM100BM-14-04
M14	3/8"	MM100BM-14-06
M16	1/4"	MM100BM-16-04
M16	3/8"	MM100BM-16-06
M18	3/8"	MM100BM-18-06
M18	1/2"	MM100BM-18-08

Banjo Métrico 90°

MM190BM

Rosca	Bitola	
M14	1/4"	MM190BM-14-04
M16	3/8"	MM190BM-16-06
M18	3/8"	MM190BM-18-06

LINHA Métrica Boleada



Fêmea Reta Giratória Boleada

MM100FM

Rosca	Bitola	Tubo	
M12	1/4"	4	MM100FM-12-04
M14	1/4"	4	MM100FM-14-04
M16	1/4"	4	MM100FM-16-04
M16	3/8"	6	MM100FM-16-06
M18	3/8"	6	MM100FM-18-06
M20	3/8"	6	MM100FM-20-06
M22	3/8"	6	MM100FM-22-06
M22	1/2"	8	MM100FM-22-08
M24	1/2"	8	MM100FM-24-08
M26	5/8"	10	MM100FM-26-10

Fêmea 90° Giratória Boleada

MM190FM

Rosca	Bitola	Tubo	
M12	1/4"	4	MM100FM-12-04
M14	1/4"	4	MM190FM-14-04
M16	1/4"	4	MM190FM-16-04
M16	3/8"	6	MM190FM-16-06
M18	3/8"	6	MM190FM-18-06
M20	3/8"	6	MM190FM-20-06
M22	1/2"	8	MM190FM-22-08
M24	1/2"	8	MM190FM-24-08

TERMINAIS PRENSÁVEIS

LINHA ORFS

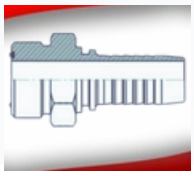

Macho Fixo Reto ORFS

MM100MO

Rosca	Pol.	Bitola	
9/16"-18	1/4"	4	MM100MO-04-04
11/16"-18	3/8"	6	MM100MO-06-06
13/16"-16	3/8"	6	MM100MO-08-06
13/16"-16	1/2"	8	MM100MO-08-08
1"-14	1/2"	8	MM100MO-10-08
1"-14	5/8"	10	MM100MO-10-10
1.3/16"-12	5/8"	10	MM100MO-12-10
1.3/16"-12	3/4"	12	MM100MO-12-12
1.7/16"-12	3/4"	12	MM100MO-16-12
1.7/16"-12	1"	16	MM100MO-16-16

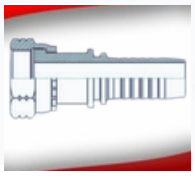

Fêmea Giratória Reta ORFS

MM100FO

Rosca	Pol.	Bitola	
9/16"-18	1/4"	4	MM100FO-04-04
9/16"-18	3/8"	6	MM100FO-04-06
11/16"-18	1/4"	4	MM100FO-06-04
11/16"-18	3/8"	6	MM100FO-06-06
11/16" -18	1/2"	8	MM100FO-06-08
13/16"-16	3/8"	6	MM100FO-08-06
13/16"-16	1/2"	8	MM100FO-08-08
13/16"-16	5/8"	10	MM100FO-08-10
1"-14	1/2"	8	MM100FO-10-08
1"-14	5/8"	10	MM100FO-10-10
1"-14	5/8"	12	MM100FO-10-12
1.3/16"-12	1/2"	8	MM100FO-12-08
1.3/16"-12	5/8"	10	MM100FO-12-10
1.3/16"-12	3/4"	12	MM100FO-12-12
1.3/16"-12	3/4"	12	MM100FO-12-16
1.7/16"-12	3/4"	12	MM100FO-16-12
1.7/16"-12	1"	16	MM100FO-16-16
1.11/16"-12	1.1/4"	16	MM100FO-20-16
1.11/16"-12	1.1/4"	20	MM100FO-20-20
2"-12	1.1/2"	24	MM100FO-24-24

Fêmea Giratória 45° ORFS

MM145FO

Rosca	Pol.	Bitola	
9/16"-18	1/4"	4	MM100FO-04-04
11/16"-18	1/4"	4	MM145FO-06-04
11/16"-18	3/8"	6	MM145FO-06-06
13/16"-16	3/8"	6	MM145FO-08-06
13/16"-16	1/2"	8	MM145FO-08-08
13/16"-16	5/8"	10	MM145FO-08-10
1"-14	1/2"	8	MM145FO-10-08
1"-14	5/8"	10	MM145FO-10-10
1.3/16"-12	5/8"	10	MM145FO-12-10
1.3/16"-12	3/4"	12	MM145FO-12-12
1.7/16"-12	3/4"	12	MM145FO-16-12
1.7/16"-12	1"	16	MM145FO-16-16
1.11/16"-12	1.1/4"	16	MM145FO-20-16
1.11/16"-12	1.1/4"	20	MM145FO-20-20
2"-12	1.1/2"	24	MM145FO-24-24

Fêmea Giratória 90° ORFS

MM190FO

Rosca	Pol.	Bitola	
9/16"-18	1/4"	4	MM100FO-04-04
11/16"-18	1/4"	4	MM190FO-06-04
11/16"-18	3/8"	6	MM190FO-06-06
11/16"-18	3/8"	6	MM190FO-06-06-L
11/16"-18	1/2"	8	MM190FO-06-08
13/16"-16	3/8"	6	
13/16"-16	1/2"	8	MM190FO-08-06
13/16"-16	1/2"	8	MM190FO-08-08
13/16"-16	5/8"	10	MM190FO-08-08-L
1"-14	1/2"	8	MM190FO-08-10
1"-14	5/8"	10	MM190FO-10-08
1"-14 1"-14	5/8"	10	MM190FO-10-10
1.3/16" -12	3/4"	10	MM190FO-10-10-L
1.3/16"-12	1/2"	12	MM190FO-10-12
1.3/16"-12	5/8"	8	MM190FO-12-08
1.3/16"-12	3/4"	10	MM190FO-12-10
1.3/16"-12	3/4"	12	MM190FO-12-12
1.3/16"-12	1/2"	12	MM190FO-12-12-L
1.3/16"-12		8	MM190FO-12-08
1.7/16"-12	1"	16	MM190FO-12-16
1.7/16"-12	3/4"	12	MM190FO-16-12
1.7/16"-12	1"	16	MM190FO-16-16
	1"	16	MM190FO-16-16-L
1.11/16"-12	1"	16	MM190FO-20-16
1.11/16"-12	1.1/4"	20	MM190FO-20-20
2"-12	1.1/2"	24	MM190FO-24-24

LINHA Métrica Ponta Lisa



Ponta Lisa Reta para montagem com Anilha e Porca.

MM100PL

Pol.	Bitola	Tubo	
1/4"	4	6	MM100PL-06-04
1/4"	4	8	MM100PL-08-04
1/4"	4	10	MM100PL-10-04
3/8"	6	10	MM100PL-10-06
3/8"	6	12	MM100PL-12-06
1/2"	8	12	MM100PL-12-08
1/2"	8	14	MM100PL-14-08
1/2"	8	15	MM100PL-15-08
1/2"	8	16	MM100PL-16-08
5/8"	10	18	MM100PL-18-10
3/4"	12	20	MM100PL-20-12
3/4"	12	22	MM100PL-22-12
3/4"	12	25	MM100PL-25-12
1"	16	30	MM100PL-30-16

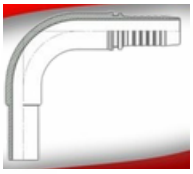

Ponta Lisa 90° para montagem com Anilha e Porca.

MM190PL

Pol.	Bitola	Tubo	
1/4"	4	6	MM100PL-06-04
1/4"	4	8	MM190PL-08-04
1/4"	4	10	MM190PL-10-04
3/8"	6	10	MM190PL-10-06
3/8"	6	12	MM190PL-12-06
1/2"	8	12	MM190PL-12-08
1/2"	8	15	MM190PL-14-08
1/2"	8	15	MM190PL-15-08
1/2"	8	16	MM190PL-16-08
5/8"	10	18	MM190PL-18-10
3/4"	12	20	MM190PL-20-12
3/4"	12	22	MM190PL-22-12
3/4"	12	25	MM190PL-25-12
1"	16	30	MM190PL-30-16

LINHA UNF Paralelo

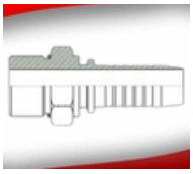

Macho UNF Paralelo

MM100MP

Rosca	Pol.	Bitola	
3/4"-16	1/2"	8	MM100MP-08-08
7/8"-14	1/2"	8	MM100MP-10-08
1.1/16"-12	3/4"	12	MM100MP-12-12
1.5/16"-12	1"	16	MM100MP-16-16

LINHA Salva Vida

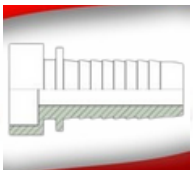

SOS - Salva Vida

MM100SV

Pol.	Interno	
1/4"	8	MM100SV-08-04
1/4"	11	MM100SV-11-04
3/8"	12	MM100SV-12-06
1/2"	16	MM100SV-16-08
5/8"	18	MM100SV-18-10
3/4"	22	MM100SV-22-12
1"	28	MM100SV-28-16
1.1/4"	35	MM100SV-35-20

LINHA Métrica ORFS

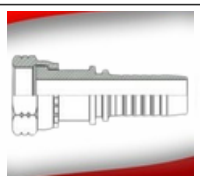

Fêmea Giratória Reta Métrica ORFS

MM100FMP

Ros ca	Bitola	Bitola	
M12	1/4'	4	MM100FMP-12-04
M14	1/4"	4	MM100FMP-14-04
M16	3/8"	6	MM100FMP-16-06
M18	3/8"	6	MM100FMP-18-06
M20	3/8"	6	MM100FMP-20-06

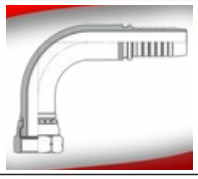

Fêmea Giratória 90° Métrica ORFS

MM190FMP

Ros ca	Bitola	Bitola	
M12	1/4'	4	MM100FMP-12-04
M14	1/4"	4	MM190FMP-14-04
M16	3/8"	6	MM190FMP-16-06
M18	3/8"	6	MM190FMP-18-06
M20	3/8"	6	MM190FMP-20-06

LINHA BSP Boleada 60o

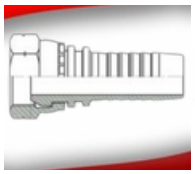

Fêmea Giratória Reta BSP - Vedação Boleada

MM100FB

Rosca	Pol.	Bitola	Código
1/4" - 19	1/4"	4	MM100FB-04-04
1/4" - 19	3/8"	6	MM100FB-04-06
3/8" - 19	1/4"	4	MM100FB-06-04
3/8" - 19	3/8"	6	MM100FB-06-06
1/2" - 14	3/8"	6	MM100FB-08-06
1/2" - 14	1/2"	8	MM100FB-08-08
5/8" - 14	1/2"	8	MM100FB-10-08
5/8" - 14	5/8"	10	MM100FB-10-10
3/4" - 14	5/8"	10	MM100FB-12-10
3/4" - 14	3/4"	12	MM100FB-12-12
1" - 11	3/4"	12	MM100FB-16-12
1" - 11	1"	16	MM100FB-16-16
1.1/4" - 11	1.1/4"	20	MM100FB-20-20
1.1/2" - 11	1.1/2"	24	MM100FB-24-24
2"	2"	32	MM100FB-32-32

Fêmea Giratória 45° BSP - Vedação Boleada

MM145FB

Rosca	Pol.	Bitola	
1/4" - 19	1/4"	4	MM145FB-04-04
3/8" - 19	3/8"	6	MM145FB-06-06
1/2" - 14	1/2"	8	MM145FB-08-08
5/8" - 14	1/2"	8	MM145FB-10-08
5/8" - 14	5/8"	10	MM145FB-10-10
3/4" - 14	5/8"	10	MM145FB-12-10
3/4" - 14	3/4"	12	MM145FB-12-12
1" - 11	3/4"	12	MM145FB-16-12
1" - 11	1"	16	MM145FB-16-16
1.1/4" - 11	1.1/4"	20	MM145FB-20-20
1.1/2" - 11	1.1/2"	20	MM145FB-24-24
2"	2"	32	MM145FB-32-32

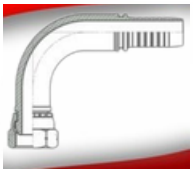

Fêmea Giratória 90° BSP - Vedação Boleada

MM190FB

Rosca	Pol.	Bitola	
1/4" - 19	1/4"	4	MM100FB-04-04
1/4" - 19	3/8"	6	MM190FB-04-06
3/8" - 19	1/4"	4	MM190FB-06-04
3/8" - 19	3/8"	6	MM190FB-06-06
1/2" - 14	3/8"	6	MM190FB-08-06
1/2" - 14	1/2"	8	MM190FB-08-08
5/8" - 14	1/2"	8	MM190FB-10-08
5/8" - 14	5/8"	10	MM190FB-10-10
3/4" - 14	5/8"	10	MM190FB-12-10
3/4" - 14	3/4"	12	MM190FB-12-12
1" - 11	3/4"	12	MM190FB-16-12
1" - 11	1"	16	MM190FB-16-16
1.1/4" - 11	1.1/4"	20	MM190FB-20-20
1.1/2" - 11	1.1/2"	24	MM190FB-24-24
2"	2"	32	MM190FB-32-32

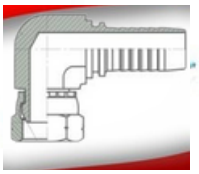

Fêmea Giratória 90° BSP Boleada 60° Compact

MM190FBC

Rosca	Pol.	Bitola	Código
1/4"-19	1/4"	4	MM190FBC-04-04
3/8"-19	3/8"	6	MM190FBC-06-06
1/2"-14	1/2"	8	MM190FBC-08-08

LINHA BSP Boleado 60°

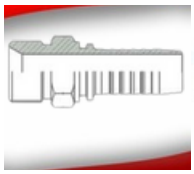

Macho Reto BSP - Vedação Boleada

MM100MB

Rosca	Pol.	Bitola	Código
1/4"	1/4"	4	MM100MB-04-04
3/8"	3/8"	6	MM100MB-06-06
1/2"	1/2"	8	MM100MB-08-08
5/8"	5/8"	10	MM100MB-10-10
3/4"	3/4"	12	MM100MB-12-12
1"	1"	16	MM100MB-16-16

LINHA Emendas



Emenda para Mangueiras "Espigão"

MM100EM

Pol.	Bitola	
1/4"	4	MM100EM-04-04
5/16"	5	MM100EM-05-05
3/8"	6	MM100EM-06-06
1/2"	8	MM100EM-08-08
5/8"	10	MM100EM-10-10
3/4"	12	MM100EM-12-12
1"	16	MM100EM-16-16
1.1/4"	20	MM100EM-20-20
1.1/2"	24	MM100EM-24-24

LINHA NPTF Macho Giratório



Macho Giratório Reto Rosca NPTF (Cônica)

MM100MG

Rosca	Pol.	Bitola	
1/8" - 27	1/4"	4	MM100MG-02-04
1/4"	1/4"	4	MM100MG-04-04

LINHA NPTF Macho Fixo

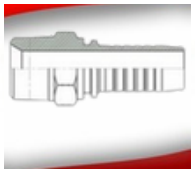

Macho Fixo Reto Rosca NPTF (Cônica)

100MN

Rosca	Pol.	Bitola	MM100MN-
1/8" - 27	1/4"	4	02-04
1/4" - 18	1/4"	4	100MN-04-04
1/4" - 18	3/8"	6	100MN-04-06
3/8" - 18	1/4"	4	100MN-06-04
3/8" - 18	3/8"	6	100MN-06-06
3/8" - 18	1/2"	8	100MN-06-08
1/2" - 14	1/4"	4	100MN-08-04
1/2" - 14	3/8"	6	100MN-08-06
1/2" - 14	1/2"	8	100MN-08-08
1/2" - 14	5/8"	10	100MN-08-10
1/2" - 14	3/4"	12	100MN-08-12
3/4" - 14	1/2"	8	100MN-12-08
3/4" - 14	5/8"	10	100MN-12-10
3/4" - 14	3/4"	12	100MN-12-12
3/4" - 14	1"	16	100MN-12-16
1" - 11.5	3/4"	12	100MN-16-12
1" - 11.5	1"	16	100MN-16-16
1.1/4" - 11.5	1"	16	100MN-20-16
1.1/4" - 11.5	1.1/4"	20	100MN-20-20
1.1/2" - 11.5	1.1/4"	20	100MN-24-20
1.1/2" - 11.5	1.1/2"	24	100MN-24-24
2" - 11.5	1.1/2"	24	100MN-32-24
2" - 11.5	2"	32	100MN-32-32

LINHA Komatsu



Macho Fixo Reto Komatsu

MM100MK

Rosca	Pol.	Bitola	
M24 x 1.5	5/8"	10	MM100MK-24-10

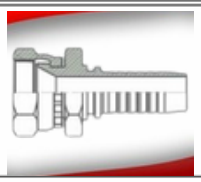

Fêmea Giratória Reta Métrica JIC (Komatsu)

MM100FK

Rosca	Pol.	Bitola	
M14 x 1.5	1/4"	4	MM100FK-14-04
M16 x 1.5	3/8"	6	MM100FK-16-06
M18 x 1.5	3/8"	6	MM100FK-18-06
M20 x 1.5	3/8"	6	MM100FK-20-06
M22 x 1.5	3/8"	6	MM100FK-22-06
M22 x 1.5	1/2"	8	MM100FK-22-08
M24 x 1.5	5/8"	10	MM100FK-24-10
M24 x 1.5	3/4"	12	MM100FK-24-12
M30 x 1.5	5/8"	10	MM100FK-30-10
M30 x 1.5	3/4"	12	MM100FK-30-12
M33 x 1.5	1"	16	MM100FK-33-16

LINHA Flange (3000 LBS)

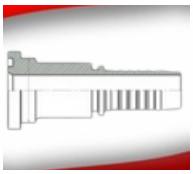

Flange Reto 3000PSI

MM100F3

Flange		Pol. Mang.	Código
mm	Pol.		
30.2	1.3/16"	1/2"	MM100F3-08-08
38.1	1.1/2"	1/2"	MM100F3-12-08
38.1	1.1/2"	5/8"	MM100F3-12-10
38.1	1.1/2"	3/4"	MM100F3-12-12
38.1	1.1/2"	1"	MM100F3-12-16
44.4	1.3/4"	3/4"	MM100F3-16-12
44.4	1.3/4"	1"	MM100F3-16-16
44.4	1.3/4"	1.1/4"	MM100F3-16-20
50.8	2"	1"	MM100F3-20-16
50.8	2"	1.1/4"	MM100F3-20-20
60.3	2.3/8"	1.1/4"	MM100F3-24-20
60.3	2.3/8"	1.1/2"	MM100F3-24-24
71.4	2.13/16"	1.1/2"	MM100F3-32-24
71.4	2.13/16"	2"	MM100F3-32-32

Flange 30o 3000PSI

MM130F3

Flange		Pol. Mang.	Código
mm	Pol.		
38.1	1.1/2"	3/4"	MM130F3-12-12
44.4	1.3/4"	1"	MM130F3-16-16

Flange 45o 3000PSI

MM145F3

Flange		Pol. Mang.	Código
mm	Pol.		
30.2	1.3/16"	1/2"	MM145F3-08-08
38.1	1.1/2"	1/2"	MM145F3-12-08
38.1	1.1/2"	5/8"	MM145F3-12-10
38.1	1.1/2"	3/4"	MM145F3-12-12
44.4	1.3/4"	3/4"	MM145F3-16-12
44.4	1.3/4"	1"	MM145F3-16-16
50.8	2"	1"	MM145F3-20-16
50.8	2"	1.1/4"	MM145F3-20-20
60.3	2.3/8"	1.1/4"	MM145F3-24-20
60.3	2.3/8"	1.1/2"	MM145F3-24-24
71.4	2.13/16"	1.1/2"	MM145F3-32-24
71.4	2.13/16"	2"	MM145F3-32-32

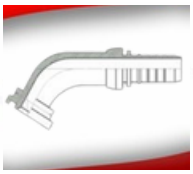

Flange 60o 3000PSI

MM160F3

Flange		Pol. Mang.	Código
mm	Pol.		
38.1	1.1/2"	3/4"	MM160F3-12-12

LINHA Flange (3000 LBS)

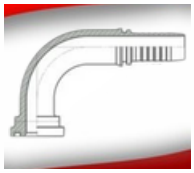

Flange 90o 3000PSI

MM190F3

Flange		Pol. Mang.	Código
mm	Pol.		
30.2	1.3/16"	1/2"	MM190F3-08-08
38.1	1.1/2"	1/2"	MM190F3-12-08
38.1	1.1/2"	5/8"	MM190F3-12-10
38.1	1.1/2"	3/4"	MM190F3-12-12
38.1	1.1/2"	3/4"	MM190F3-12-12-L
38.1	1.1/2"	1"	MM190F3-12-16
44.4	1.3/4"	3/4"	MM190F3-16-12
44.4	1.3/4"	3/4"	MM190F3-16-12-L
44.4	1.3/4"	1"	MM190F3-16-16
44.4	1.3/4"	1"	MM190F3-16-16-L
44.4	1.3/4"	1.1/4"	MM190F3-16-20
50.8	2"	1"	MM190F3-20-16
50.8	2"	1.1/4"	MM190F3-20-20
60.3	2.3/8"	1.1/4"	MM190F3-24-20
60.3	2.3/8"	1.1/2"	MM190F3-24-24
71.4	2.13/16"	1.1/2"	MM190F3-32-24
71.4	2.13/16"	2"	MM190F3-32-32

LINHA Flange (6000 LBS)

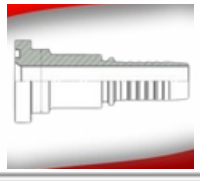

Flange Reto 6000PSI

MM100F6

Flange		Pol. Mang.	Código
mm	Pol.		
41.3	1.5/8"	3/4"	MM100F6-12-12
47.6	1.7/8"	3/4"	MM100F6-16-12
47.6	1.7/8"	1"	MM100F6-16-16
54	2.1/8"	1"	MM100F6-20-16
54	2.1/8"	1.1/4"	MM100F6-20-20
63.5	2.1/2"	1.1/4"	MM100F6-24-20
63.5	2.1/2"	1.1/2"	MM100F6-24-24

Flange 45o 6000PSI

MM145F6

Flange		Pol. Mang.	Código
mm	Pol.		
41.3	1.5/8"	3/4"	MM145F6-12-12
47.6	1.7/8"	3/4"	MM145F6-16-12
47.6	1.7/8"	1"	MM145F6-16-16
54	2.1/8"	1"	MM145F6-20-16
54	2.1/8"	1.1/4"	MM145F6-20-20

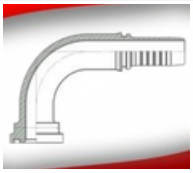

Flange 90o 6000PSI

MM190F6

Flange		Pol. Mang.	Código
mm	Pol.		
41.3	1.5/8"	3/4"	MM190F6-12-12
47.6	1.7/8"	3/4"	MM190F6-16-12
47.6	1.7/8"	1"	MM190F6-16-16
47.6	1.7/8"	1"	MM190F6-16-16-L
54	2.1/8"	1"	MM190F6-20-16
54	2.1/8"	1.1/4"	MM190F6-20-20
54	2.1/8"	1.1/4"	MM190F6-20-20-L
63.5	2.1/2"	1.1/4"	MM190F6-24-20

Flange (9000 LBS) - Super Cat 14 mm

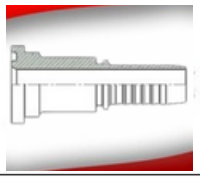

Flange Reto 9000PSI - Super Cat 14 mm

MM100F9

Flange		Pol. Mang.	Código
mm	Pol.		
41.3	1.5/8"	3/4"	MM100F9-12-12
47.6	1.7/8"	3/4"	MM100F9-16-12
47.6	1.7/8"	1"	MM100F9-16-16
54	2.1/8"	1"	MM100F9-20-16
54	2.1/8"	1.1/4"	MM100F9-20-20
63.5	2.1/2"	1.1/2"	MM100F9-24-24



Flange 45° 9000PSI - Super Cat 14 mm

MM145F9

Flange		Pol. Mang.	Código
mm	Pol.		
41.3	1.5/8"	3/4"	MM145F9-12-12
47.6	1.7/8"	3/4"	MM145F9-16-12
47.6	1.7/8"	1"	MM145F9-16-16
54	2.1/8"	1"	MM145F9-20-16
54	2.1/8"	1.1/4"	MM145F9-20-20
63.5	2.1/2"	1.1/2"	MM145F9-24-24

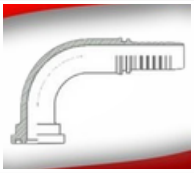

Flange 90° 9000PSI - Super Cat 14 mm

MM190F9

Flange		Pol. Mang.	Código
mm	Pol.		
41.3	1.5/8"	3/4"	MM190F9-12-12
41.3	1.5/8"	3/4"	MM190F9-12-12-L
47.6	1.7/8"	3/4"	MM190F9-16-12
47.6	1.7/8"	3/4"	MM190F9-16-12-L
47.6	1.7/8"	1"	MM190F9-16-16
47.6	1.7/8"	1"	MM190F9-16-16-L
54	2.1/8"	1"	MM190F9-20-16
54	2.1/8"	1"	MM190F9-20-16-L
54	2.1/8"	1.1/4"	MM190F9-20-20
54	2.1/8"	1.1/4"	MM190F9-20-20-L
63.5	2.1/2"	1.1/2"	MM190F9-24-24

NPT, JIC, Oring, BSP e Métrico

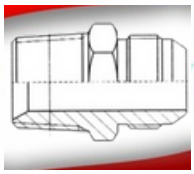

Macho NPT x Macho JIC

MM200NJ

Traço	Dimensões NPT	Dimensões JIC 37O	Código
	1/8"	7/16"	MM200NJ-02-04
	1/8"	9/16"	MM200NJ-02-06
	1/4"	7/16"	MM200NJ-04-04
	1/4"	1/2"	MM200NJ-04-05
	1/4"	9/16"	MM200NJ-04-06
	1/4"	3/4"	MM200NJ-04-08
	3/8"	7/16"	MM200NJ-06-04
	3/8"		MM200NJ-06-06
	3/8"	9/16"	MM200NJ-06-08
	3/8"	3/4"	MM200NJ-06-10
	1/2"	7/8"	MM200NJ-08-06
	1/2"	9/16"	MM200NJ-08-08
	1/2"	3/4"	MM200NJ-08-10
	1/2"	7/8"	MM200NJ-08-12
	3/4"	1.1/16"	MM200NJ-12-08
	3/4"	3/4"	MM200NJ-12-10
	3/4"	7/8"	MM200NJ-12-12
	1"	1.1/16"	MM200NJ-12-16
	1"	1.5/16"	MM200NJ-16-12
	1.1/4"	1.1/16"	MM200NJ-16-16
	1.1/4"	1.5/16"	MM200NJ-16-20
	1.1/4"	1.5/8"	MM200NJ-20-16
	1.1/2"	1.5/16"	MM200NJ-20-20
	1.1/2"	1.5/8"	MM200NJ-20-24
	2"	1.7/8"	MM200NJ-24-20
	2"	1.5/8"	MM200NJ-24-24
		1.7/8"	MM200NJ-24-32
		2.1/2"	MM200NJ-32-24
		1.7/8"	MM200NJ-32-32
		2.1/2"	

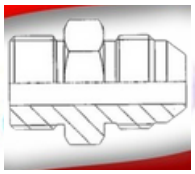

Macho O-Ring x Macho JIC

MM200OJ

Traço	Dimensões O-Ring	Dimensões JIC 37O	Código
04-04	7/16"	7/16"	MM200OJ-04-04
04-06	7/16"	9/16"	MM200OJ-04-06
05-05	1/2"	1/2"	MM200OJ-05-05
05-06	1/2"	9/16"	MM200OJ-05-06
06-06	9/16"	9/16"	MM200OJ-06-06
06-08	9/16"	3/4"	MM200OJ-06-08
06-10	9/16"	7/8"	MM200OJ-06-10
08-06	3/4"	1.1/16"	MM200OJ-08-06
08-08	3/4"	9/16"	MM200OJ-08-08
08-10	3/4"	3/4"	MM200OJ-08-10
08-12	7/8"	7/8"	MM200OJ-08-12
10-06	7/8"	1.1/16"	MM200OJ-10-06
10-08	7/8"	1.5/16"	MM200OJ-10-08
10-10	7/8"	3/4"	MM200OJ-10-10
10-12	7/8"	7/8"	MM200OJ-10-12
10-16	1.1/16"	1.1/16"	MM200OJ-10-16
12-08	1.1/16"	1.5/16"	MM200OJ-12-08
12-10	1.1/16"	7/8"	MM200OJ-12-10
12-12	1.5/16"	1.1/16"	MM200OJ-12-12
12-16	1.5/16"	1.5/16"	MM200OJ-12-16
16-10	1.5/16"	1.5/8"	MM200OJ-16-10
16-12	1.5/16"	1.5/16"	MM200OJ-16-12
16-16	1.5/8"	1.7/8"	MM200OJ-16-16
16-20	1.5/8"		MM200OJ-16-20
20-16	1.5/8"		MM200OJ-20-16
20-20	1.7/8"		MM200OJ-20-20
20-24			MM200OJ-20-24
24-24			MM200OJ-24-24

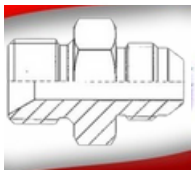

Macho BSP x Macho JIC

MM200BJ

Traço	Dimensões BSP	Dimensões JIC 37O	Código
04-04	1/4"	7/16"	MM200BJ-04-04
04-06	1/4"	9/16"	MM200BJ-04-06
06-06	3/8"	9/16"	MM200BJ-06-06
06-08	3/8"	3/4"	MM200BJ-06-08
06-10	3/8"	7/8"	MM200BJ-06-10
08-06	1/2"	9/16"	MM200BJ-08-06
08-08	1/2"	3/4"	MM200BJ-08-08
08-10	1/2"	7/8"	MM200BJ-08-10
08-12	1/2"	1.1/16"	MM200BJ-08-12
12-10	3/4"	7/8"	MM200BJ-12-10
12-12	3/4"	1.1/16"	MM200BJ-12-12
12-16	3/4"	1.5/16"	MM200BJ-12-16
16-12	1"	1.1/16"	MM200BJ-16-12
16-16	1"	1.5/16"	MM200BJ-16-16
20-20	1.1/4"	1.5/8"	MM200BJ-20-20

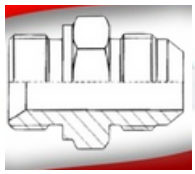

Macho Métrico x Macho JIC

MM200MJ

Traço	Dimensões Métrico	Dimensões JIC 37O	Código
12-04	M12	7/16"	MM200MJ-12-04
14-04	M14	7/16"	MM200MJ-14-04
16-06	M16	9/16"	MM200MJ-16-06
16-08	M16	3/4"	MM200MJ-16-08
18-06	M18	9/16"	MM200MJ-18-06
18-08	M18	3/4"	MM200MJ-18-08
20-06	M20	9/16"	MM200MJ-20-06
20-08	M20	3/4"	MM200MJ-20-08
22-10	M22	7/8"	MM200MJ-22-10
22-12	M22	1.1/16"	MM200MJ-22-12

O-ring,NPT

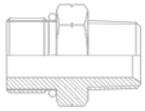

Macho O-Ring x Macho NPT

MM200ON

Traço	Dimensões O-Ring	Dimensões NPT	Código
08-08	3/4"	1/2"	200ON-08-08
10-08	7/8"	1/2"	200ON-10-08
12-08	1.1/16"	1/2"	200ON-12-08

ORFS e O-Ring

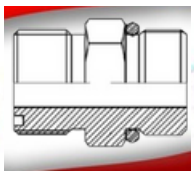

Macho ORFS x Macho O-Ring

MM200OO

Traço	Dimensões ORFS	Dimensões O-Ring	Código
06-06	11/16"	9/16"	MM200OO-06-06
08-08	13/16"	3/4"	MM200OO-08-08
10-08	1"	3/4"	MM200OO-10-08
10-10	1"	7/8"	MM200OO-10-10
12-12	1.3/16"	1.1/16"	MM200OO-12-12

Flange e Solda

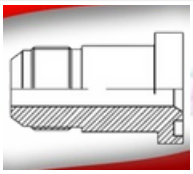

Macho JIC x Flange 3000 PSI

MM200JF

Traço	Dimensões JIC 37°	Dimensões Flange	Código
12-12	1.1/16"	3/4"	MM200JF-12-12
16-16	1.5/16"	1"	MM200JF-16-16

Macho JIC x Solda

MMMM240JS

Traço	Dimensões JIC 37°	Código
4	7/16"	MMMM240J
6	3/8"	
8	1/2"	S-04
10	5/8"	M0M6M M240J
12	3/4"	MMMM240J
16	1"	
		S-08
		M1M0M M240J
		MMMM240J
		S-12
		M1M6M M240J

NPT, JIC

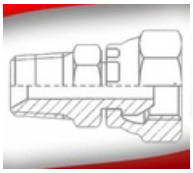

Macho NPT x Fêmea JIC

MMMM201NJ

Traço	Dimensões NPT	Dimensões JIC 37O	Código
04-06	1/4"	9/16"	MMMM201NJ-
06-06	3/8"	9/16"	
06-08	3/8"	3/4"	04-06
08-08	1/2"	3/4"	06M-0M6 M201NJ-
08-10	1/2"	7/8"	MMMM201NJ-
12-12	3/4"	1.1/16"	
12-16	3/4"	1.5/16"	06-08
16-12	1"	1.1/16"	08M-0M8 M201NJ-
16-16	1"	1.5/16"	MMMM201NJ-
			08-10
			12M-1M2 M201NJ-
			MMMM201NJ-
			12-16
			16M-1M2 M201NJ-
			MMMM201NJ-
			16-16

ADAPTADORES

NPT, JIC, O-Ring E Bucha de Redução

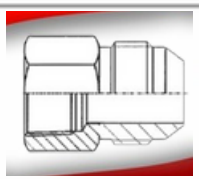

Fêmea Fixa NPT x Macho JIC

MM212NJ

Traço	Dimensões NPT	Dimensões JIC 37O	Código
02-04	1/8"	7/16"	MM212NJ-02-04
04-02	1/4"	5/16"	MM212NJ-04-02
04-06	1/4"	9/16"	MM212NJ-04-06
06-04	3/8"	7/16"	MM212NJ-06-04
06-08	3/8"	3/4"	MM212NJ-06-08
06-10	3/8"	7/8"	MM212NJ-06-10
08-06	1/2"	9/16"	MM212NJ-08-06
08-08	1/2"	3/4"	MM212NJ-08-08
08-10	1/2"	7/8"	MM212NJ-08-10
12-12	3/4"	1.1/16"	MM212NJ-12-12
12-16	3/4"	1.5/16"	MM212NJ-12-16
16-12	1"	1.1/16"	MM212NJ-16-12
16-16	1"	1.5/16"	MM212NJ-16-16

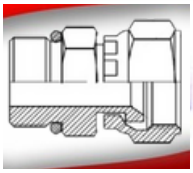

Macho O-Ring x Fêmea JIC

MM201OJ

Traço	Dimensões O-Ring	Dimensões JIC 37O	Código
08-08	3/4"	3/4"	MM201OJ-08-08
08-10	3/4"	7/8"	MM201OJ-08-10
10-10	7/8"	7/8"	MM201OJ-10-10
12-12	1.1/16"	1.1/16"	MM201OJ-12-12
16-16	1.5/16"	1.5/16"	MM201OJ-16-16

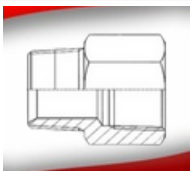

Bucha de Redução NPT

MM201N

Traço	Dimensões NPT		Código
04-02	1/4"	1/8"	MM201N-04-02
06-02	3/8"	1/8"	MM201N-06-02
06-04	3/8"	1/4"	MM201N-06-04
08-02	1/2"	1/8"	MM201N-08-02
08-04	1/2"	1/4"	MM201N-08-04
08-06	1/2"	3/8"	MM201N-08-06
12-06	3/4"	3/8"	MM201N-12-06
12-08	3/4"	1/2"	MM201N-12-08
16-08	1"	1/2"	MM201N-16-08
16-12	1"	3/4"	MM201N-16-12

Niples

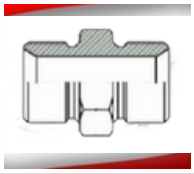

Traço	Dimensões BSP	Código
02-02	1/8"	MM210B-02-02
04-04	1/4"	MM210B-04-04
06-06	3/8"	MM210B-06-06
08-08	1/2"	MM210B-08-08
12-12	3/4"	MM210B-12-12
16-16	1"	MM210B-16-16

Luva

Luvas NPT

MM211N

Traço	Dimensões NPT	Código
2	1/8"	MM211N-02
4	1/4"	MM211N-04
6	3/8"	MM211N-06
8	1/2"	MM211N-08
12	3/4"	MM211N-12
16	1"	MM211N-16
20	1.1/4"	MM211N-20
24	1.1/2"	MM211N-24
32	2"	MM211N-32

N iples

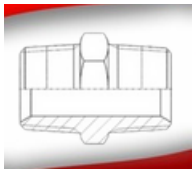

Niple D uplo NPT

MM210N

Traço	Dimens ões NPT	Dimens ões NPT	C ódigo
02-02	1/8"	1/8"	MM210N-02-02
04-02	1/4"	1/8"	MM210N-04-02
04-04	1/4"	1/4"	MM210N-04-04
06-04	3/8"	1/4"	MM210N-06-04
06-06	3/8"	3/8"	MM210N-06-06
08-04	1/2"	1/4"	MM210N-08-04
08-06	1/2"	3/8"	MM210N-08-06
08-08	1/2"	1/2"	MM210N-08-08
12-08	3/4"	1/2"	MM210N-12-08
12-12	3/4"	3/4"	MM210N-12-12
16-16	1"	1"	MM210N-16-16
20-20	1.1/4"	1.1/4"	MM210N-20-20
24-24	1.1/2"	1.1/2"	MM210N-24-24
32-32	2"	2"	MM210N-32-32

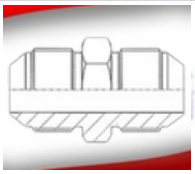

Niple D uplo JI C

MM210J

Traço	Dimens ões JIC 37O	C ódigo
04-04	7/16"	MM210J-04-04
06-06	9/16"	MM210J-06-06
08-08	3/4"	MM210J-08-08
10-10	7/8"	MM210J-10-10
12-12	1.1/16"	MM210J-12-12
16-16	1.5/16"	MM210J-16-16
20-20	1.5/8"	MM210J-20-20
24-24	1.7/8"	MM210J-24-24

Macho JI C X Fêmea JI C

MM201J

Traço	Dimens ões JIC		C ódigo
04-04	7/16"	7/16"	MM201J-04-04
04-06	7/16"	9/16"	MM201J-04-06
06-04	9/16"	7/16"	MM201J-06-04
06-06	9/16"	9/16"	MM201J-06-06
06-08	9/16"	3/4"	MM201J-06-08
06-10	9/16"	7/8"	MM201J-06-10
08-06	3/4"	9/16"	MM201J-08-06
08-08	3/4"	3/4"	MM201J-08-08
08-10	3/4"	7/8"	MM201J-08-10
08-12	3/4"	1.1/16"	MM201J-08-12
10-06	7/8"	9/16"	MM201J-10-06
10-08	7/8"	3/4"	MM201J-10-08
10-10	7/8"	7/8"	MM201J-10-10
10-12	7/8"	1.1/16"	MM201J-10-12
12-08	1.1/16"	3/4"	MM201J-12-08
12-10	1.1/16"	7/8"	MM201J-12-10
12-12	1.1/16"	1.1/16"	MM201J-12-12
12-16	1.1/16"	1.5/16"	MM201J-12-16
16-12	1.5/16"	1.1/16"	MM201J-16-12
16-16	1.5/16"	1.5/16"	MM201J-16-16

UCA JIC e ORFS

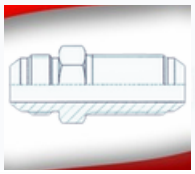

UCA JIC - União Painel Cumprida JIC

MM210UCA

Traço	Dimensões JIC	Código
4	7/16"	MM210UCA-04
6	9/16"	MM210UCA-06
8	3/4"	MM210UCA-08
10	7/8"	MM210UCA-10
12	1.1/16"	MM210UCA-12
16	1.5/16"	MM210UCA-16
20	1.5/8"	MM210UCA-20

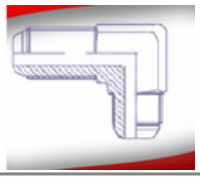

UCA JIC - Cotovelo Painel Cumprido JIC

MM220UCA

Traço	Dimensões JIC	Código
8	3/4"	MM220UCA-08-08
10	7/8"	MM220UCA-10-10
12	1.1/16"	MM220UCA-12-12
16	1.5/16"	MM220UCA-16-16

UCA ORFS - União Cumprida ORFS

MM210UCO

Traço	Dimensões ORFS	Código
6	11/16"	MM210UCO-06
8	13/16"	MM210UCO-08
10	1"	MM210UCO-10
12	1.3/16"	MM210UCO-12
16	1.7/16"	MM210UCO-16

Cotovelo

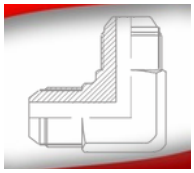

MM220J

Traço	Dimensões JIC 37O	Código
04-04	7/16"	MM220J-04-04
06-06	9/16"	MM220J-06-06
08-08	3/4"	MM220J-08-08
10-10	7/8"	MM220J-10-10
12-12	1.1/16"	MM220J-12-12
16-16	1.5/16"	MM220J-16-16

Cotovelo 45°

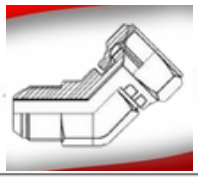

Cotovelo Macho e Fêmea JIC 45°

MM246J

Traço	Dimensões JIC 37O	Código
04-04	1/4"	MM246J-04-04
06-06	9/16"	MM246J-06-06
08-08	3/4"	MM246J-08-08
10-10	7/8"	MM246J-10-10
12-12	1.1/16"	MM246J-12-12
16-16	1.5/16"	MM246J-16-16

Cotovelo 45°

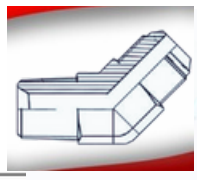

Cotovelo Macho NPT x Macho JIC 45°

MM245NJ

Traço	Dimensões NPT	Dimensões JIC 37°	Código
04-05	1/4"	1/2"	245NJ-04-05
04-06	1/4"	9/16"	245NJ-04-06
06-06	3/8"	3/8"	245NJ-06-06
06-08	3/8"	1/2"	245NJ-06-08
08-08	1/2"	3/4"	245NJ-08-08
08-10	1/2"	7/8"	245NJ-08-10
12-12	3/4"	1.1/16"	245NJ-12-12
16-16	1"	1.5/16"	245NJ-16-16

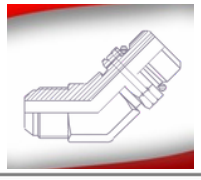

Cotovelo Macho O-Ring x Macho JIC 45°

MM245OJ

Traço	Dimensões O-Ring	Dimensões JIC 37°	Código
04-04	7/16"	7/16"	245OJ-04-04
04-06	7/16"	9/16"	245OJ-04-06
05-05	1/2"	1/2"	245OJ-05-05
06-06	9/16"	9/16"	245OJ-06-06
06-08	9/16"	3/4"	245OJ-06-08
08-06	3/4"	9/16"	245OJ-08-06
08-08	3/4"	3/4"	245OJ-08-08
08-10	3/4"	7/8"	245OJ-08-10
10-10	7/8"	7/8"	245OJ-10-10
10-12	7/8"	1.1/16"	245OJ-10-12
12-10	1.1/16"	7/8"	245OJ-12-10
12-12	1.1/16"	1.1/16"	245OJ-12-12
12-16	1.1/16"	1.5/16"	245OJ-12-16
16-12	1.5/16"	1.1/16"	245OJ-16-12
16-16	1.5/16"	1.5/16"	245OJ-16-16

Cotovelos

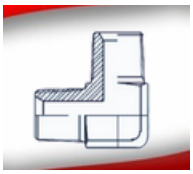

Cotovelo Macho NPT

MM220N

Traço	Dimensões NPT	Código
04-04	1/4"	MM220N-04-04
06-06	3/8"	MM220N-06-06
08-08	1/2"	MM220N-08-08
12-12	3/4"	MM220N-12-12
16-16	1"	MM220N-16-16
20-20	1.1/4"	MM220N-20-20

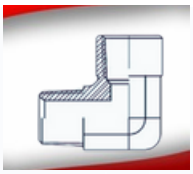

Cotovelo Macho e Fêmea NPT

MM221N

Traço	Dimensões NPT	Código
04	1/4"	MM221N-04
06	3/8"	MM221N-06
08	1/2"	MM221N-08
12	3/4"	MM221N-12
16	1"	MM221N-16

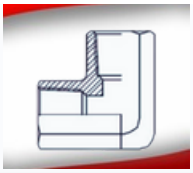

Cotovelo Fêmea NPT

MM221FN

Traço	Dimensões NPT	Código
04	1/4"	MM221FN-04
06	3/8"	MM221FN-06
08	1/2"	MM221FN-08
12	3/4"	MM221FN-12
16	1"	MM221FN-16
20	1.1/4"	MM221FN-20
24	1.1/2"	MM221FN-24
32	2"	MM221FN-32

Cotovelos

Cotovelo Macho O-Ring x Macho JI C

MM220OJ

Traço	Dimens ões O-Ring	Dimens ões JIC 37O	Código
10-08	7/8"	3/4"	MM220OJ-10-08
04-04	7/16"	7/16"	MM220OJ-04-04
04-06	7/16"	9/16"	MM220OJ-04-06
05-05	1/2"	1/2"	MM220OJ-05-05
05-06	1/2"	9/16"	MM220OJ-05-06
06-06	9/16"	9/16"	MM220OJ-06-06
06-08	9/16"	3/4"	MM220OJ-06-08
08-06	3/4"	9/16"	MM220OJ-08-06
08-08	3/4"	3/4"	MM220OJ-08-08
08-10	3/4"	7/8"	MM220OJ-08-10
10-10	7/8"	7/8"	MM220OJ-10-10
10-12	7/8"	1.1/16"	MM220OJ-10-12
12-12	1.1/16"	1.1/16"	MM220OJ-12-12
12-16	1.1/16"	1.5/16"	MM220OJ-12-16
16-12	1.5/16"	1.1/16"	MM220OJ-16-12
16-16	1.5/16"	1.5/16"	MM220OJ-16-16
20-20	1.5/8"	1.5/8"	MM220OJ-20-20

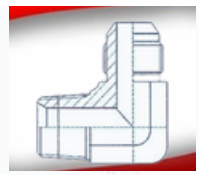

Cotovelo Macho NPT x Macho JI C

MM220NJ

Traço	Dimens ões NPT	Dimens ões JIC 37O	Código
02-04	1/8"	7/16"	MMMM220NJ-02-04
04-04	1/4"	7/16"	MMMM220NJ-04-04
04-06	1/4"	9/16"	MMMM220NJ-04-06
06-06	3/8"	9/16"	MMMM220NJ-06-06
06-08	3/8"	3/4"	MMMM220NJ-06-08
08-06	1/2"	9/16"	MMMM220NJ-08-06
08-08	1/2"	3/4"	MMMM220NJ-08-08
08-10	1/2"	7/8"	MMMM220NJ-08-10
12-08	3/4"	3/4"	MMMM220NJ-12-08
12-10	3/4"	7/8"	MMMM220NJ-12-10
12-12	3/4"	1.1/16"	MMMM220NJ-12-12
12-16	3/4"	1.5/16"	MMMM220NJ-12-16
16-12	1"	1.1/16"	MMMM220NJ-16-12
16-16	1"	1.5/16"	MMMM220NJ-16-16
20-20	1.1/4"	1.5/8"	MMMM220NJ-20-20

Cotovelo Macho JI C x Flange 3000 PSI

MM220JF

Traço	Dimens ões JIC 37O	Dimens ões Flange	Código
12-12	1.1/16"	3/4"	MMMM220JF-12-12
16-16	1.5/16"	1"	MMMM220JF-16-16

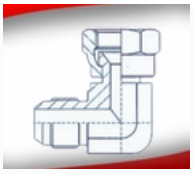

Cotovelo Macho e Fêmea JI C

MM221J

Traço	Dimens ões JIC 37O	Código
04-04	7/16"	MM221J-04-04
06-06	9/16"	MM221J-06-06
08-08	3/4"	MM221J-08-08
10-10	7/8"	MM221J-10-10
12-12	1.1/16"	MM221J-12-12
16-16	1.5/16"	MM221J-16-16
20-20	1.5/8"	MM221J-20-20

Tees

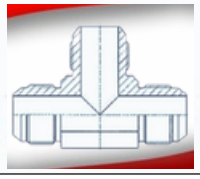

Tee Macho JIC

MM230J

Traço	Dimensões JIC 37 o	Código
4	7/16"	MM230J-04
6	9/16"	MM230J-06
8	3/4"	MM230J-08
10	7/8"	MM230J-10
12	1.1/16"	MM230J-12
16	1.5/16"	MM230J-16
20	1.5/8"	MM230J-20

Tee JIC Fêmea Central

MM230JFC

Traço	Dimensões JIC 37o	Código
4	7/16"	MM230JFC-04
6	9/16"	MM230JFC-06
8	3/4"	MM230JFC-08
10	7/8"	MM230JFC-10
12	1.1/16"	MM230JFC-12
16	1.5/16"	MM230JFC-16
20	1.5/8"	MM230JFC-20

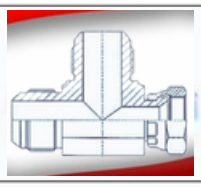

Tee JIC Fêmea Lateral

MM230JFL

Traço	Dimensões JIC 37o	Código
4	7/16"	MM230JFL-04
6	9/16"	MM230JFL-06
8	3/4"	MM230JFL-08
10	7/8"	MM230JFL-10
12	1.1/16"	MM230JFL-12
16	1.5/16"	MM230JFL-16
20	1.5/8"	MM230JFL-20

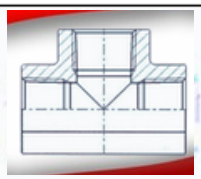

Tee NPT Fêmea

MM231N

Traço	Dimensões NPT	Código
2	1/8"	MM231N-02-02
4	1/4"	MM231N-04-04
6	3/8"	MM231N-06-06
8	1/2"	MM231N-08-08
12	3/4"	MM231N-12-12
16	1"	MM231N-16-16
20	1.1/4"	MM231N-20-20
24	1.1/2"	MM231N-24-24
32	2"	MM231N-32-32

Bujão

Bujão Macho JIC

MM240J

Traço	Dimensões JIC 37 o	Código
4	7/16"	MM240J-04
5	1/2"	MM240J-05
6	9/16"	MM240J-06
8	3/4"	MM240J-08
10	7/8"	MM240J-10
12	1.1/16"	MM240J-12
16	1.5/16"	MM240J-16
20	1.5/8"	MM240J-20

Bujão Macho NPT

MM240N

Traço	Dimensões NPT	Código
2	1/8"	MM240N-02
4	1/4"	MM240N-04
6	3/8"	MM240N-06
8	1/2"	MM240N-08

Bujão Macho BSP Sextavado Interno

MM240BS

Traço	Dimensões BSP	Código
4	1/4"	MM240BS-04
6	3/8"	MM240BS-06
8	1/2"	MM240BS-08
12	3/4"	MM240BS-12
16	1"	MM240BS-16

Bujão Macho BSP

240B

Traço	Dimensões BSP	Código
4	1/4"	MM240B-04
6	3/8"	MM240B-06
8	1/2"	MM240B-08
12	3/4"	MM240B-12

Bujão



Bujão Macho ORFS

MM240O

Traço	Dimensões ORFS	Código
04	9/16"	MM240O-04
06	11/16"	MM240O-06
08	13/16"	MM240O-08
10	1"	MM240O-10
12	1.3/16"	MM240O-12
16	1.7/16"	MM240O-16

Bujão Macho O-Ring Sextavado Interno

MM240OS

Traço	Dimensões O-Ring	Código
04	7/16"	MM240OS-04
05	1/2"	MM240OS-05
06	9/16"	MM240OS-06
08	3/4"	MM240OS-08
10	7/8"	MM240OS-10
12	1.1/16"	MM240OS-12
16	1.5/16"	MM240OS-16
20	1.5/8"	MM240OS-20

Bujão Fêmea JIC

MMMM241 J

Traço	Dimensões JIC 37O	Código
4	7/16"	MM241J-04
5	1/2"	MM241J-05
6	9/16"	MM241J-06
8	3/4"	MM241J-08
10	7/8"	MM241J-10
12	1.1/16"	MM241J-12
16	1.5/16"	MM241J-16
20	1.5/8"	MM241J-20

Bujão Fêmea ORFS

MM241O

Traço	Dimensões ORFS	Código
04	9/16"	MM241O-04
06	11/16"	MM241O-06
08	13/16"	MM241O-08
10	1"	MM241O-10
12	1.3/16"	MM241O-12
16	1.7/16"	MM241O-16

Bujão

Bujão Macho NPT Sextavado Interno

MM240NS

Traço	Dimensões NPT	Código
2	1/8"	MM240NS-02
4	1/4"	MM240NS-04
6	3/8"	MM240NS-06
8	1/2"	MM240NS-08
12	3/4"	MM240NS-12

Flange Bipartido

Flanges Bipartido 3.000 PSI

MM250F3

Bitola	Código
1/2"	MM250F3-08
3/4"	MM250F3-12
1"	MM250F3-16
1.1/4"	MM250F3-20
1.1/2"	MM250F3-24
2"	MM250F3-32

Flanges Bipartido 6.000 PSI

MM250F6

Bitola	Código
3/4"	MM250F6-12
1"	MM250F6-16
1.1/4"	MM250F6-20
1.1/2"	MM250F6-24

Lavação

Porca Plástica Karcher

MM900PP

Rosca	Código
M22	MM900PP-22

Lavação

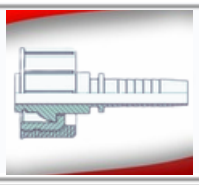

Fêmea Karcher

MM900 FK

Bitola	Código
1/4"	MM900FK-22-04
3/8"	MM900FK-22-06



Pino Mini Karcher

MM900 PK

Bitola	Código
1/4"	MM900PK-10-04
1/4"	MM900PK-14-04
1/4"	MM900PK-15-04



Copinho Karcher

MM900 CK

Bitola	Código
1/4" -(interno 10 mm)	MM900CK-10-04
1/4"	MM900CK-11-04



Macho WAP 14 MM

MM900 MW

Bitola	Código
1/4"	MM900MW-14-04

Lavação / Graxa

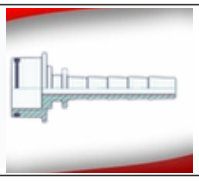

Fêmea Mini WAP

MM900FW

Bitola	Código
1/4"	MM900FW-04-04

Fêmea Fixa Graxa

MM900FG

Bitola	Código
1/8"	MM900FG-02-04
1/4"	MM900FG-04-04

LINHA UNF JIC - Cone de Vedação 37° Interlock



Fêmea Giratória Reta JIC Interlock

MM600 FJ

Rosca	Pol.	Bitola	Código
1.1/16"-12	3/4"	12	MMMM600FOJ-12-12
1.5/16"-12	1"	16	MMMM600FOJ-16-16
1.5/8"-12	1.1/4"	20	MMMM600FOJ-20-20
1.7/8"-12	1.1/2"	24	MMMM600FOJ-24-24
2.1/2"-12	2"	32	MMMM600FOJ-32-32

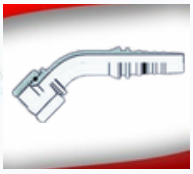

Fêmea Giratória 45° JIC Interlock

MM645 FJ

Rosca	Pol.	Bitola	
1.1/16"-12	3/4"	12	MMMM645FJ-12-12
1.5/16"-12	1"	16	MM645FJ-16-16
1.5/8"-12	1.1/4"	20	MM645FJ-20-20
1.7/8"-12	1.1/2"	24	MM645FJ-24-24
2.1/2"-12	2"	32	MM645FJ-32-32

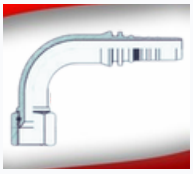

Fêmea Giratória 90° JIC Interlock

MM690 FJ

Rosca	Pol.	Bitola	
1.1/16"-12	3/4"	12	MMMM690FJ-12-12
1.5/16"-12	1"	16	MM690FJ-16-16
1.5/8"-12	1.1/4"	20	MM690FJ-20-20
1.7/8"-12	1.1/2"	24	MM690FJ-24-24
2.1/2"-12	2"	32	MM690FJ-32-32

LINHA METRICA INTERLOCK

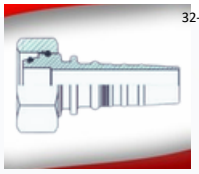

Fêmea Reta DKO - DIN 2353 - Métrica Interlo

MM600 FD

Rosca	Bitola	Tubo	Código
M30	3/4"	20	MM600 FD - 30 - 12 - T20
M36	3/4"	25	MM600 FD - 36 - 12 - T25
M36	1"	25	MM600 FD - 36 - 16 - T25
M42	1"	30	MM600 FD - 42 - 16 - T30
M42	1.1/4"	30	MM600 FD - 42 - 20 - T30
M52	1.1/4"	38	MM600 FD - 52 - 20 - T38
M52	1.1/2"	38	MM600 FD - 52 - 24 - T38
M52	1.1/2"	42	MM600 FD - 52 - 24 - T42



Fêmea 45° DKO - DIN 2353 - Métrica Interloc

MM645FD

Rosca	Bitola	Tubo	Código
M30	3/4"	20	MM645FD - 30 - 12 - T20
M36	3/4"	25	MM645FD - 36 - 12 - T25
M36	1"	25	MM645FD - 36 - 16 - T25
M42	1"	30	MM645FD - 42 - 16 - T30
M42	1.1/4"	30	MM645FD - 42 - 20 - T30
M52	1.1/4"	38	MM645FD - 52 - 20 - T38
M52	1.1/2"	38	MM645FD - 52 - 24 - T38

Fêmea 90° DKO - DIN 2353 - Métrica Interloc

MM645FD

Rosca	Bitola	Tubo	Código
M30	3/4"	20	MM645FD - 30 - 12 - T20
M36	3/4"	25	MM645FD - 36 - 12 - T25
M36	1"	25	MM645FD - 36 - 16 - T25
M42	1"	30	MM645FD - 42 - 16 - T30
M42	1.1/4"	30	MM645FD - 42 - 20 - T30
M52	1.1/4"	38	MM645FD - 52 - 20 - T38
M52	1.1/2"	38	MM645FD - 52 - 24 - T38
M52	1.1/2"	42	MM645FD - 52 - 24 - T42

LINHA ORFS Interlock



Fêmea Giratória Reta ORFS

MM600FOO

Rosca	Pol.	Bitola	
1.3/16"-12	3/4"	12	MM600FOO-12-12
1.7/16"-12	1"	16	MM600FOO-16-16
1.11/16"-12	1.1/4"	20	MM600FOO-20-20

Fêmea Giratória 45° ORFS

MM645FO

Rosca	Pol.	Bitola	Código
1.3/16"-12	3/4"	12	MM645FO-12-12
1.7/16"-12	1"	16	MM645FO-16-16
1.11/16"-12	1.1/4"	20	MM645FO-20-20

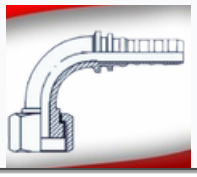

Fêmea Giratória 90° ORFS

MM690FO

Rosca	Pol.	Bitola	Código
1.3/16"	3/4"	12	MM690FO-12-12
1.7/16"	1"	16	MM690FO-16-16
1.11/16"	1.1/4"	20	MM690FO-20-20

LINHA Emendas Interlock

Emenda para Mangueiras Interlock "Espigão"

MM600EM

Pol.	Bitola	
3/4"	12	MM600EM-12-12
1"	16	MM600EM-16-16
1.1/4"	20	MM600EM-20-20

LINHA Flange Interlock (3000 LBS)

Flange Reto 3000PSI Interlock

MM600F3

Flange		Pol. Mang.	Código
mm	Pol.		
38.1	1.1/2"	3/4"	MM600F3-12-12
44.4	1.3/4"	3/4"	MM600F3-16-12
44.4	1.3/4"	1"	MM600F3-16-16
50.8	2"	1"	MM600F3-20-16
50.8	2"	1.1/4"	MM600F3-20-20
60.3	2.3/8"	1.1/2"	MM600F3-24-24



Flange 45° 3000PSI Interlock

MM645F3

Flange		Pol. Mang.	Código
mm	Pol.		
38.1	1.1/2"	3/4"	MM645F3-12-12
44.4	1.3/4"	3/4"	MM645F3-16-12
44.4	1.3/4"	1"	MM645F3-16-16
50.8	2"	1"	MM645F3-20-16
50.8	2"	1.1/4"	MM645F3-20-20
60.3	2.3/8"	1.1/2"	MM645F3-24-24

Flange 90° 3000PSI Interlock

MM690F3

Flange		Pol. Mang.	Código
mm	Pol.		
38.1	1.1/2"	3/4"	MM690F3-12-12
44.4	1.3/4"	3/4"	MM690F3-16-12
44.4	1.3/4"	1"	MM690F3-16-16
50.8	2"	1"	MM690F3-20-16
50.8	2"	1.1/4"	MM690F3-20-20
60.3	2.3/8"	1.1/2"	MM690F3-24-24

LINHA Flange Interlock (6000 LBS)



Flange Reto 6000PSI Interlock

MM600F6

Flange		Pol. Mang.	Código
mm	Pol.		
41.3	1.5/8"	3/4"	MM600F6-12-12
47.6	1.7/8"	3/4"	MM600F6-16-12
47.6	1.7/8"	1" 1"	MM600F6-16-16
54	2.1/8"		MM600F6-20-16
54	2.1/8"	1.1/4"	MM600F6-20-20
63.5	2.1/2"	1.1/2"	MM600F6-24-24

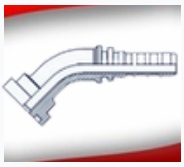

Flange 45 ° 6000PSI Interlock

MM645F6

Flange		Pol. Mang.	Código
mm	Pol.		
41.3	1.5/8"	3/4"	MM645F6-12-12
47.6	1.7/8"	3/4"	MM645F6-16-12
47.6	1.7/8"	1"	MM645F6-16-16
54	2.1/8"	1"	MM645F6-20-16
54	2.1/8"	1.1/4"	MM645F6-20-20
63.5	2.1/2"	1.1/2"	MM645F6-24-24

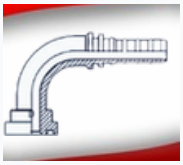

Flange 90 ° 6000PSI Interlock

MM690F6

Flange		Pol. Mang.	Código
mm	Pol.		
41.3	1.5/8"	3/4"	690F6-12-12
47.6	1.7/8"	3/4"	690F6-16-12
47.6	1.7/8"	1"	690F6-16-16
54	2.1/8"	1"	690F6-20-16
54	2.1/8"	1.1/4"	690F6-20-20
54	2.1/8"	1.1/4"	690F6-20-20-L
63.5	2.1/2"	1.1/2"	690F6-24-24

LINHA Flange Super Cat 14 mm - Interlock (9000 LBS)

Flange Reto 9000PSI - Super Cat Interlock

MM600F9

Flange		Pol. Mang.	Código
mm	Pol.		
41.3	1.5/8"	3/4"	MM600F9-12-12
47.6	1.7/8"	3/4"	MM600F9-16-12
47.6	1.7/8"	1"	MM600F9-16-16
54	2.1/8"	1"	MM600F9-20-16
54	2.1/8"	1.1/4"	MM600F9-20-20



Flange 45 9000PSI - Super Cat Interlock

MM645F9

Flange		Pol. Mang.	Código
mm	Pol.		
41.3	1.5/8"	3/4"	645F9-12-12
47.6	1.7/8"	3/4"	645F9-16-12
47.6	1.7/8"	1"	645F9-16-16
54	2.1/8"	1"	645F9-20-16
54	2.1/8"	1.1/4"	645F9-20-20

Flange 90 9000PSI - Super Cat Interlock

MM690F9

Flange		Pol. Mang.	Código
mm	Pol.		
41.3	1.5/8"	3/4"	690F9-12-12
41.3	1.5/8"	3/4"	690F9-12-12-L
47.6	1.7/8"	3/4"	690F9-16-12
47.6	1.7/8"	3/4"	690F9-16-12-L
47.6	1.7/8"	1"	690F9-16-16
47.6	1.7/8"	1"	690F9-16-16-L
54	2.1/8"	1"	690F9-20-16
54	2.1/8"	1"	690F9-20-16-L
54	2.1/8"	1.1/4"	690F9-20-20
54	2.1/8"	1.1/4"	690F9-20-20-L

PARA PRENSAGEM EM MANGUEIRAS HIDRÁULICAS DE 1, 2 E 4 TRAMAS DE AÇO

Capas No SKIVE p/ mangueiras - 1 Trama

Não precisa descascar a cobertura da mangueira na área de prensagem

MM300t1

Qtde Tramas	Pol.	Bitola	L	Código
1	3/16"	3	27	300T1-03
1	1/4"	4	30	300T1-04
1	5/16"	5	32	300T1-05

Capas No SKIVE p/ mangueiras SAE 100 R1AT e R2AT (1 e 2 Tramas)

Não precisa descascar a cobertura da mangueira na área de prensagem

MM300t2

Qtde Tramas	Pol.	Bitola	L	Código
1 e 2	1/4"	4	30	300T2-04
1 e 2	1/4"	4	28	300T2-04A
1 e 2	5/16"	5	30	300T2-05
1 e 2	3/8"	6	32	300T2-06
1 e 2	1/2"	8	34	300T2-08
1 e 2	5/8"	10	37	300T2-10
1 e 2	3/4"	12	42	300T2-12
1 e 2	1"	16	51	300T2-16
1 e 2	1.1/4"	20	59	300T2-20
1 e 2	1.1/2"	24	67	300T2-24
1 e 2	2"	32	72	300T2-32



Capas SKIVE p/ mangueiras SAE 100 R12 e 4SP (4 Tramas)

É necessário descascar a cobertura da mangueira na área de prensagem

MM300t4

Qtde Tramas	Pol.	Bitola	L	Código
4	3/8"	6	33	300T4-06
4	1/2"	8	34	300T4-08
4	5/8"	10	39	300T4-10
4	3/4"	12	40	300T4-12
4	1"	16	51	300T4-16
4	1.1/4"	20	60	300T4-20
4	1.1/2"	24	70	300T4-24
4	2"	32	72	300T4-32

PARA PRENSAGEM EM MANGUEIRAS HIDRÁULICAS DE 4 TRAMAS DE AÇO E INTERLOCK

Capas SKIVE p/ mangueiras 4SH (4 Tramas)

É necessário descascar a cobertura da mangueira na área de prensagem

MM300ts

Qtde Tramas	Pol.	Bitola	L	Código
4	1/2"	8	34	300TS-08
4	5/8"	10	42	300TS-10
4	3/4"	12	51	300TS-12
4	1"	16	61.5	300TS-16
4	1.1/4"	20	67.5	300TS-20
4	1.1/2"	24	75	300TS-24
4	2"	32	79	300TS-32



Capas SKIVE Interlock p/ Mangueiras R15 (6 Tramas)

É necessário descascar a cobertura da mangueira na área de prensagem

MM300t6

Qtde Tramas	Pol.	Bitola	L 53	Código
6	3/4"	12	66	300T6-12
6	1"	16	88	300T6-16
6	1.1/4"	20	102	300T6-20
6	1.1/2"	24	108	300T6-24
6	2"	32		300T6-32

Capas SKIVE p/ mangueiras 4SH (4 Tramas)

É necessário descascar a cobertura da mangueira na área de prensagem

MM301ts

Qtde Tramas	Pol.	Bitola	L	Código
4	1.1/4"	20	67.5	301TS-20

PARA PRENSAGEM EM MANGUEIRAS R7 E TEFLON



Capas No SKIVE p/ mangueiras de Teflon

Não precisa descascar a cobertura da mangueira na área de prensagem

MM300TF

Pol.	Bitola	L	Código
1/4"	4	31	300TF-04
5/16"	5	30.6	300TF-05
3/8"	6	32	300TF-06
1/2"	8	34.5	300TF-08
5/8"	10	37	300TF-10
3/4"	12	43	300TF-12

Capas No SKIVE p/ mangueiras SAE 100 R7 e R8

Não precisa descascar a cobertura da mangueira na área de prensagem

MM300R7

Qtde Tramas	Pol.	Bitola	L	Código
1	1/4"	4	29	300R7-04
1	3/8"	6	31	300R7-06
1	1/2"	8	34	300R7-08

PARA MANGUEIRAS HIDRÁULICAS TRAÇADO TEXTIL

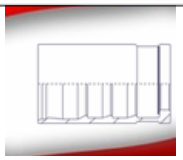



Capas No SKIVE p/ Mangueiras R3

Não precisa descascar a cobertura da mangueira na área de prensagem

MM300r3

Qtde Tramas	Pol.	Bitola	L	
2	1"	16	49	MM300r3-16

Capas No SKIVE p/ Mangueiras R6

Não precisa descascar a cobertura da mangueira na área de prensagem

MM300r6

Qtde Tramas	Pol.	Bitola	L	
1	3/8"	6	33	MM300r6-06
1	1/2"	8	34	MM300R6-08
1	5/8"	10	36	MM300R6-10
1	3/4"	12	42	MM300R6-12
1	1"	16	50	MM300R6-16

ARGUS 1TE/R6 HF

SAE 100 R6 - EN 854 R6 (até 3/4”)
EXCEDE EN 854 1TE

Tubo: borracha sintética resistente a
Ró elefor.ço: uma trama têxtil de alta resistência. Cobertura: borracha sintética resistente a ozônio, hidro carbono e abrasão.
A plicação: linhas hidráulicas de baixa pressão, combustível,

solução antigelo, água e ar. Especialmente projetado para uso em aplicações "PUSH ON".

composto livre de halogênio
Operação constante: -40 °C +100 °C (-40 °F +212 °F)
ar máx. T = +70 °C (+160 °F)
Comprimento: qualquer.

Código do item	Traço	milímetros	em	milímetros	em	MPA	psi	MPA	psi	milímetros	em	kg/m	lb/C pés
1001385	-4	6	1/4	12,7	0,5	2,8	400	11	1600	64	2,6	0,13	9
1001386	-5	8	5/16	14,3	0,56	2,8	400	11	1600	76	3 3	0,13	9
1001387	-6	10	3/8	15,9	0,63	2,8	400	11	1600	76	4,1	0,17	11
1001388	-8	13	1/2	19,8	0,78	2,8	400	11	1600	102	4,3	0,23	15
1001389	-10	16	5/8	23	0,91	2,4	350	10	1400	107	6,1	0,27	18
1001390	-12	19	3/4	26,9	1,06	2,1	300	8	1200	152	8,1	0,37	25
1001391	-16	25	1	33,4	1,31	1,7	250	7	1000	203		0,49	33

FLEXOR 1SN - R1AT (HF)

ISO 1436-1 - SAE 100 R1AT/R1S
EN 853 1SN

Tubo: borracha sintética resistente a óleo.
Reforço: uma trama de aço de alta resistência (1B).
Cobertura: borracha sintética resistente a ozônio, hidro carbono e abrasão.
Aplicação: linhas hidráulicas de alta pressão, combustível, solução antigelo, água e ar.

halogen free compound
Operação constante: -40 °C +100 °C (-40 °F +212 °F)
air max T = +70 °C (+160 °F)
Comprimento: qualquer até 1" - 40 m máximo 1"1/4.

Item Code	Dash	mm	in	mm	in	Mpa	psi	Mpa	psi	mm	in	kg/m	lb/C ft
1001330	-3	5	3/16	11,6	0,46	25	3630	100	14520	90	3,6	0,18	12
1001331	-4	6	1/4	13,2	0,52	22,5	3270	90	13080	100	4	0,22	15
1001332	-5	8	5/16	14,7	0,58	21,5	3120	86	12480	115	4,6	0,25	17
1001333	-6	10	3/8	17,1	0,67	18	2610	72	10460	130	5,2	0,32	22
1001334	-8	13	1/2	20,2	0,80	16	2320	64	9280	180	7,2	0,41	27
1001335	-10	16	5/8	23,2	0,91	13	1890	52	7560	200	8	0,50	33
1001336	-12	19	3/4	27,4	1,08	10,5	1530	42	6120	240	9,6	0,61	42
1001337	-16	25	1	35,4	1,39	8,8	1280	35	5120	300	12	0,91	62
1001338	-20	32	1.1/4	42,8	1,69	6,3	920	25	3680	420	16,8	1,18	79
1001339	-24	38	1.1/2	49,9	1,96	5	730	20	2920	500	20	1,46	98
1001340	-32	51	2	63,2	2,49	4	580	16	2320	630	25,2	1,98	132

FLEXOR 2SN - R2AT (HF)

ISO 1436-1 - SAE 100 R2AT/R2S
EN 853 2SN

Tubo: borracha sintética resistente a óleo.
Reforço: duas tramas de aço de alta resistência (2B).
Cobertura: borracha sintética resistente a ozônio, hidro carbono e abrasão.
Aplicação: linhas hidráulicas de alta pressão, combustível, solução antigelo, água e ar.

halogen free compound
Operação constante: -40 °C +100 °C (-40 °F +212 °F)
air max T = +70 °C (+160 °F)
Comprimento: qualquer até 1" - 40 m máximo 1"1/4.

Item Code	Dash	mm	in	mm	in	Mpa	psi	Mpa	psi	mm	in	kg/m	lb/C ft
1001341	-3	5	3/16	13,1	0,52	42	6000	168	24000	90	3,6	0,28	19
1001342	-4	6	1/4	14,6	0,57	40	5800	160	23200	100	4	0,35	23
1001343	-5	8	5/16	16,2	0,64	35	5000	140	20000	115	4,6	0,41	27
1001344	-6	10	3/8	18,5	0,73	33	4800	132	19200	125	5	0,49	33
1001345	-8	13	1/2	21,5	0,85	27,5	4000	110	16000	175	7	0,62	42
1001346	-10	16	5/8	24,7	0,97	25	3630	100	14520	200	8	0,72	49
1001347	-12	19	3/4	29	1,14	21,5	3120	86	12480	240	9,6	0,90	60
1001348	-16	25	1	36,9	1,45	16,5	2400	66	9600	300	12	1,28	85
1001349	-20	32	1.1/4	46,5	1,83	12,5	1820	50	7280	420	16,8	1,86	124
1001350	-24	38	1.1/2	53,7	2,11	9	1310	36	5240	500	20	2,37	158
1001351	-32	51	2	66,5	2,62	8	1160	32	4640	630	25,2	2,92	195

FLEXOR 4SP - MINETUFF

SAE 100 R10 - EN 856 4SP

Tubo:borracha sintética resistente a óleo.
Reforço: quatro espirais de aço de alta resistência (4S)
Cobertura: borracha sintética resistente a ozônio, hidro carbono e abrasão.

msha approved

Aplicação: linhas hidráulicas de altíssima pressão, combustível, soluções antigelo, água e ar
Operação constante: -40 °C +100 °C (-40 °F +212 °F)
Comprimento: qualquer.

Item Code	Dash	mm	in	mm	in	Mpa	psi	Mpa	psi	mm	in	kg/m	lb/C ft
1000236	-4	6	1/4	17,9	0,7	45	6550	180	26200	150	6	0,58	39
1000237	-6	10	3/8	21,4	0,84	44,5	6450	178	25800	180	7,2	0,74	50
1000238	-8	13	1/2	24,6	0,97	41,5	6000	166	24000	230	9,2	0,88	59
1000239	-10	16	5/8	28,2	1,11	35	5000	140	20000	250	10	1,05	71
1000240	-12	19	3/4	32,2	1,27	38	5510	152	22040	300	12	1,44	96
1000241	-16	25	1	39,7	1,56	32	4640	128	18560	340	13,6	1,96	131

FLEXOR 4SH - MINETUFF

EN 856 4Sh

Tubo:borracha sintética resistente a óleo.

Reforço: quatro espirais de aço de alta resistência (4S) **Cobertura:** borracha sintética resistente a ozônio, hidro carbono e abrasão.

msha approved

Aplicação: linhas hidráulicas de altíssima pressão, combustível, soluções antigelo, água e ar.
Operação constante: - 4 **:** 0 °C +100 °C (-40 °F +212 °F)
Comprimento: qualquer até 1" - 40 m máximo 1".

Item Code	Dash	mm	in	mm	in	Mpa	psi	Mpa	psi	mm	in	kg/m	lb/C ft
1000245	-12	19	3/4	32,2	1,27	42	6000	168	24000	280	11,2	1,57	106
1000246	-16	25	1	38,7	1,52	38	5500	152	22000	340	13,6	1,95	131
1000247	-20	32	1.1/4	45,5	1,79	35	5000	140	20000	460	18,4	2,47	165
1000248	-24	38	1.1/2	53,5	2,11	29	4200	116	16800	560	22,4	3,27	219
1000249	-32	51	2	68,1	2,68	25	3650	110	14600	700	28	4,67	313

PARA PRENSAGEM EM MANGUEIRAS HIDRÁULICAS DE 1, 2 E 4 TRAMAS DE AÇO

Capas No SKIVE p/ mangueiras - 1 Trama

Não precisa descascar a cobertura da mangueira na área de prensagem

MM300t1

Qtde Tramas	Pol.	Bitola	L	Código
1	3/16"	3	27	300T1-03
1	1/4"	4	30	300T1-04
1	5/16"	5	32	300T1-05

Capas No SKIVE p/ mangueiras SAE 100 R1AT e R2AT
(1 e 2 Tramas)

Não precisa descascar a cobertura da mangueira na área de prensagem

MM300t2

Qtde Tramas	Pol.	Bitola	L	Código
1 e 2	1/4"	4	30	300T2-04
1 e 2	1/4"	4	28	300T2-04A
1 e 2	5/16"	5	30	300T2-05
1 e 2	3/8"	6	32	300T2-06
1 e 2	1/2"	8	34	300T2-08
1 e 2	5/8"	10	37	300T2-10
1 e 2	3/4"	12	42	300T2-12
1 e 2	1"	16	51	300T2-16
1 e 2	1.1/4"	20	59	300T2-20
1 e 2	1.1/2"	24	67	300T2-24
1 e 2	2"	32	72	300T2-32



Capas SKIVE p/ mangueiras SAE 100 R12 e 4SP
(4 Tramas)

É necessário descascar a cobertura da mangueira na área de prensagem

MM300t4

Qtde Tramas	Pol.	Bitola	L	Código
4	3/8"	6	33	300T4-06
4	1/2"	8	34	300T4-08
4	5/8"	10	39	300T4-10
4	3/4"	12	40	300T4-12
4	1"	16	51	300T4-16
4	1.1/4"	20	60	300T4-20
4	1.1/2"	24	70	300T4-24
4	2"	32	72	300T4-32

PARA PRENSAGEM EM MANGUEIRAS HIDRÁULICAS DE 4 TRAMAS DE AÇO E INTERLOCK

Capas SKIVE p/ mangueiras 4SH
(4 Tramas)

É necessário descascar a cobertura da mangueira na área de prensagem

MM300ts

Qtde Tramas	Pol.	Bitola	L	Código
4	1/2"	8	34	300TS-08
4	5/8"	10	42	300TS-10
4	3/4"	12	51	300TS-12
4	1"	16	61.5	300TS-16
4	1.1/4"	20	67.5	300TS-20
4	1.1/2"	24	75	300TS-24
4	2"	32	79	300TS-32

Capas SKIVE Interlock p/ Mangueiras R15 (6 Tramas)

É necessário descascar a cobertura da mangueira na área de prensagem

MM300t6

Qtde Tramas	Pol.	Bitola	L	Código
6	3/4"	12	53	300T6-12
6	1"	16	66	300T6-16
6	1.1/4"	20	80	300T6-20
6	1.1/2"	24	102	300T6-24
6	2"	32	108	300T6-32

Capas SKIVE p/ mangueiras 4SH
(4 Tramas)

É necessário descascar a cobertura da mangueira na área de prensagem

MM301ts

Qtde Tramas	Pol.	Bitola	L	Código
4	1.1/4"	20	67.5	301TS-20

Alfatech - gama alta pressão

ALFAGOMMA alfabiotech

NEW EXTRA FLEXIBLE
BIO OIL RESISTANT
HOSE RANGE

AT6K - MINETUFF

1,000,000ciclos testados.

Tubo: borracha sintética resistente a óleo.
Reforço: quatro/seis espirais de aço de alta resistência (4S/6S)
Cober tura: borracha sintética resistente a ozônio, hidro carbono e abrasão.
Aprovação MSHA
Aplicação: linhas hidráulicas de altíssima pressão, combustível, soluções antigelo, água e ar.
Operação constante: -40 ºC + 121 ºC (-40 ºF + 250 ºF).
Comprimento: qualquer até 1" - 40 m máximo 1"
Nota: Especificações

SAE 100 R15
EN 856 4SP (1/4, 3/8, 1/2)
EN 856 4SH (3/4)

Item Code	Constr.	Dash	mm	in	mm	in	Mpa	psi	Mpa	psi	mm	in	kg/m	lb/C ft
1000236	4S	-4	6	1/4	17,9	0,7	45	6550	180	26200	150	6	0,58	39
1000237	4S	-6	10	3/8	21,4	0,84	44,5	6450	178	25800	180	7,2	0,74	50
1000238	4S	-8	13	1/2	24,6	0,97	42	6000	168	24000	230	9,2	0,88	59
1000254	4S	-10	16	5/8	28,6	1,13	42	6000	168	24000	250	10	1,32	88
1000245	4S	-12	19	3/4	32,2	1,27	42	6000	168	24000	267	10,7	1,62	109
1000179	4S	-16	25	1	38,7	1,52	42	6000	168	24000	280	11,2	2,2	147
1000180	6S	-20	32	1.1/4	49,8	1,96	42	6000	168	24000	280	11,2	3,59	241
1000189	6S	-24	38	1.1/2	57,3	2,26	42	6000	168	24000	315	12,6	5	335
1000344	6S	-32	51	2	72	2,83	42	6000	168	24000	600	24	7,08	474

ALFAGOMMA alfabiotech

NEW EXTRA FLEXIBLE
BIO OIL RESISTANT
HOSE RANGE

ALFABIOTECH 4000 - MINETUFF

Tubo:borracha sintética resistente a óleo e fluídos hidraúlicos biodegradáveis.
Reforço: quatro espirais de aço de alta resistência (4S)
Cobertura: borracha sintética resistente a ozônio, hidro carbono e abrasão.
MShA APPROVED
Aplicação: desenvolvido para suportar condições extremas, alta performance em relação à pressão, pulsação e flexão.
Designed and tested according to ISO 18752
Operação constante: -40 °C +121 °C (-40 °F +250 °F)
Comprimento : qualquer até 1" - 61 m de 1 1/4" a 2"

Item code	DN	inch	Dash	mm	inch	Mpa	psi	Mpa	psi	mm	inch	kg/m	lb/C ft
1001691	20	3/4	-12	28,8	1,13	28	4000	112	16000	120	4,72	1,228	82
1001692	25	1	-16	35,2	1,38	28	4000	112	16000	150	5,90	1,644	110

FLEXOR R4 644 HT

SAE 100 R4
EXTRA FIEXIBIE - hIGh TEMP

Tubo: borracha sintética resistente a óleo.
Reforço: cordão têxtil de alta resistência com fio de aço incorporado.
Cobertura: borracha sintética resistente a ozônio, hidro carbono e abrasão.

msha approved

Aplicação: Sucção de fluídos de combustível oleos hidráulicos e distribuição com 50% de maximo conteúdo aromático. Especificamente desenhado para linha de retorno de óleo hidráulico que requer um raio de dobra apertado.

Operação constante: -40 °C +135 °C (-40 °F +275 °F)
Comprimento: máximo 61m.

Item Code	Dash	mm	in	mm	in	Mpa	psi	Mpa	psi	mm	in	kg/m	lb/C ft
1001277	-12	19	3/4	29	1,14	2,5	375	10	1500	38	1,50	0,55	37
1001274	-16	25	1	35	1,38	2,0	300	8	1200	50	1,97	0,68	46
1001196	-20	32	1.1/4	42	1,65	1,7	250	6,8	1000	64	2,52	0,84	56
1001279	-24	38	1.1/2	48	1,89	1,0	150	4	600	76	2,99	0,99	66
1001281	-32	51	2	61	2,40	0,7	100	2,8	400	102	4,02	1,29	87
1001283	-40	63	2.1/2	75	2,95	0,5	75	2	300	126	4,96	2,19	147
1001285	-48	76	3	88	3,46	0,5	75	2	300	152	5,98	2,59	174
1001290	-64	102	4	116	4,57	0,5	75	2	300	204	8,03	3,55	238

Oil return lines

FLEXOR R4 604

SAE 100 R4

Tubo: borracha sintética resistente a óleo.
Reforço: cordão têxtil de alta resistência com fio de aço incorporado.
Cobertura: borracha sintética resistente a ozônio, hidro carbono e abrasão.
Aplicação: Sucção de fluídos de combustível oleos hidráulicos e distribuição com 50% de maximo conteúdo aromático. Especificamente desenhado para linha de retorno de óleo hidráulico.
Operação constante: -40 °C +100 °C (-40 °F +212 °F)

Comprimento: Máximo 61m

Item Code	Dash	mm	in	mm	in	Mpa	psi	Mpa	psi	mm	in	kg/m	lb/C ft
1000486	-12	19	3/4	29	1,14	2,1	300	8,4	1200	57	2,24	0,60	40
1000487	-16	25	1	35	1,38	1,7	250	6,8	1000	75	2,95	0,74	50
1000488	-20	32	1.1/4	42	1,65	1,4	200	5,6	800	96	3,78	0,89	60
1000489	-24	38	1.1/2	48	1,89	1,0	150	4	600	114	4,49	1,03	69
1000490	-32	51	2	61	2,40	0,7	100	2,8	400	153	6,02	1,32	89
1000491	-40	63	2.1/2	75	2,95	0,4	62	1,6	248	189	7,44	2,07	139
1000492	-48	76	3	88	3,46	0,4	56	1,6	224	228	8,98	2,47	166
1000493	-56	90	3.1/2	104	4,09	0,3	45	1,2	180	270	10,63	3,04	204
1000494	-64	102	4	116	4,57	0,2	30	0,8	120	306	12,05	3,39	228

FLEXOR R4 634

SAE 100 R4
Extra flexible

Tubo: borracha sintética resistente a óleo.
Reforço: cordão têxtil de alta resistência com fio de aço incorporado. **Cobertura:** borracha sintética resistente a ozônio, hidro carbono e abrasão.
Aplicação: Sucção de fluídos de combustível oleos hidráulicos e distribuição com 50% de maximo conteúdo aromático. Especificamente desenhado para linha de retorno de óleo hidráulico que requer um raio de dobra apertado.
Operação constante: -40 °C +100 °C (-40 °F +212 °F)
Comprimento: Máximo 61m

Item Code	Dash	mm	in	mm	in	Mpa	psi	Mpa	psi	mm	in	kg/m	lb/C ft
1001272	-12	19	3/4	29	1,14	2,5	375	10	1500	38	1,50	0,51	34
1001273	-16	25	1	35	1,38	2,0	300	8	1200	50	1,97	0,63	42
1001275	-20	32	1.1/4	42	1,65	1,7	250	6,8	1000	64	2,52	0,78	52
1001278	-24	38	1.1/2	48	1,89	1,0	150	4	600	76	2,99	0,92	62
1001280	-32	51	2	61	2,40	0,7	100	2,8	400	102	4,02	1,20	81
1001282	-40	63	2.1/2	75	2,95	0,5	75	2	300	126	4,96	2,08	140
1001284	-48	76	3	88	3,46	0,5	75	2	300	152	5,98	2,46	165
1001288	-64	102	4	116	4,57	0,5	75	2	300	204	8,03	3,38	227

CÓD	DIÂM NOMINAL			DIÂM INT (DI) mm		DIÂM EXT (DE) mm		PRESSÃO DE TRABALHO	
REF.	mm	TRAÇO	POL.	MÁX.	MÍN.	MÁX.	MÍN.	Bar	Psi
1402	3	-3	1/8.	36	28	68	53	105	1525
1403	5	-4	3/16.	52	44	82	71	105	1525
1404	6	-5	1/4.	69	6	101	89	105	1525
1405	8	-6	5/16	84	75	116	104	105	1525
1406	10	-7	5/16.	10	91	134	122	105	1525
1407	11	-8	13/32	109	99	143	129	70	1015
1408	12	-10	1/2.	133	123	168	153	56	815
1410	16	-12	5/8.	165	153	201	186	56	815
1412	19	-14	3/4.	196	184	233	213	56	815
1414	22	-16	7/8.	23	214	269	246	56	815
1416	25	-18	1	262	246	298	278	56	815

mastermang@mastermang.com.br - Tel 16-3627-6346 whatsapp 16-993057262

Mangueira TBT

Construção
Tubo interno borracha sintética
Reforço um trançado de fios texteis
Revestido c/ aço galvanizado.

Utilização
Condução de óleos e ar em baixa presão
Temperatura óleos minerais -40°C até +100°C
Ar comprimido -40°C até +70°C

						psi Pressão de trabalho		psi Pressão de ruptura
Item Code	Dash	mm	in	mm				
TBT	-04	06	1/4	12,7			1500	1200
TBT	-06	10	3/8	15,9			1250	1000
TBT	-08	13	1/2	19,9			1125	800
TBT	-10	16	5/8	23,0			1000	600
TBT	-12	20	3/4	28,5			875	400
TBT	-16	25	1"	34,9			625	248

Produtos

CASEIH JOHN DEERE

CASEIH
00210000
00210001
00400159
00400160
00400162
00400165
00401675
00401862
00404090
00405844
00942399
00947344
00948752
22777
412122A1
JOHN DEERE
0070005195
0070005674
0071348556
CB01510041
X6-2FTX
X8FTX-S

Adaptador
JIC x NPT

Produtos

CASEIH JOHN DEERE

CASEIH
00210000
00210001
00400159
00400160
00400162
00400165
00401675
00401862
00404090
00405844
00942399
00947344
00948752
22777
412122A1
JOHN DEERE
0070005195
0070005674
0071348556
CB01510041
X6-2FTX
X8FTX-S

Adaptador
JIC x NPT

Produtos

CASEIH JOHN DEERE

CASEIH	JOHN DEERE
00400073	0070005735
00400074	0070005755
00400093	0070005759
00400223	0070005769
00400224	0070006572
00400225	0070006612
00400227	0070006655
00400228	0070013431
00400229	0070014343
00400230	0070019443
00400231	0070028691
00400232	0070033020
00400233	0070034014
00400234	0071341070
00400235	0071341071
00400236	0071341072
00400237	0071341073
00401868	0071341074
00402235	0071341118
128812	0071341520
81827427	0071341813
128817 128819	0071342216
233705	0071345232
322896	0071349607
378970	00713470702
444074A1	0090031581
525646	AT143902
570180 76350	AW21857
84384	R27212
86624009	R27237
8730330	R27267
87329794	

Adaptador
JIC x UNF

Produtos

CASEIH JOHN DEERE

Adaptador
ORFS x UNF

CASEIH
201-105

Adaptador
ORFS x UNF

JOHN DEERE
38H1164
38H3162
38H3180
38H3194
38H3595

Produtos

CASEIH JOHN DEERE

Adaptador Painel
JIC x JIC

CASEIH
00400067
00400068
00400069
00400070
9862007

Adaptador Painel
JIC x JIC

JOHN DEERE
0071341067

Adaptador Painel
ORFS x ORFS



CASEIH
00410307
86639060

Adaptador Painel
ORFS x ORFS



JOHN DEERE
38H1207
38H5219

Produtos

CASEIH JOHN DEERE

Cotovelo 90°
JIC x UNF

Cotovelo 90°
JIC x UNF

Cotovelo 90°
JIC x UNF

CASEIH
00400096
00400097
00400238
00400239
00400240
00400242
00400243
00400246
00402475
00405242
00407832
00410299
00943054
00948071
128830
216773
268277
322894
76344
76347
86512936
86513938
87329785
87393628

JOHN DEERE
CB01510017
AXT13852
AW22821
AT35123
AT32332
AT32331
AT26724
713417993
70027856
71349609
71347726
71346396
71341811
71341603
71341536
71341524
71341082
71341080
71341079
71341078

JOHN DEERE
70011490
70011488
70005708
70031627
70028756
70028747

Produtos

CASEIH JOHN DEERE

Cotovelo 45°
JIC x UNF

CASEIH
86977688
445054A1
330345
00947941
00947582
00404791

Cotovelo 45°
JIC x UNF

JOHN DEERE
AT48506
AT32338
71349751
71349608
71342364
71341604
71341467
71341086
71341085
X8-12C5OX

Produtos

CASEIH JOHN DEERE

Cotovelo 90°
JIC M x JIC F

CASEIH
86629586
86512933
248974
182977
00405078
00402879
00402451
00400222
00400221

Cotovelo 90°
JIC M x JIC F

JOHN DEERE
AT75164
AH75164
AE24616
71349610
71341101
71341100
71304688
70032935
CB01510010

Produtos

CASEIH JOHN DEERE

Cotovelo 45°
JIC M x JIC F

CASEIH
00404300
00404511
00405173
00948758
00948762
248992
219605
86512959
86512960

Cotovelo 45°
JIC M x JIC F

JOHN DEERE
71341107
71341108
71341465
71341634
71341782
71341795
71349613
AT28379
AU43156
CB01510012
R37145
X8V6X

Produtos

CASEIH JOHN DEERE

Cotovelo painel 90°
JIC M x JIC M



CASEIH
00404781
00409554
00947992
00948054
86513091
248995
253559

Cotovelo painel 90°
JIC M x JIC M

JOHN DEERE
71341089
71341090
71348528
71349615
N111995
PMH1256

Produtos

CASEIH JOHN DEERE

Cotovelo painel 90°
MILIMETRICO

CASEIH
84014046

Cotovelo painel 45°
JIC M x JIC M



JOHN DEERE
70020913
71341088
71341461
71341911
71342165
71349616
PMH1241

Cotovelo 90°
MILIMETRICO

CASEIH
16503914

ADAPTADOT
MILIMETRICO

CASEIH
504081275

Produtos

CASEIH JOHN DEERE

Cotovelo painel
90° ORFS

CASEIH
48061861

Cotovelo painel
90° ORFS

JOHN DEERE
38H5199

Cotovelo painel
45° ORFS

CASEIH
47413576

Cotovelo painel
45° ORFS

JOHN DEERE
CB01424413
PMH180

Produtos

CASEIH JOHN DEERE

Adaptador curvo 90° longo M jic F jic

Case	John deere	John deere
86333900	71341059	X41T3-12-12
	71341529	X41T3-16-16
	71342104	71341058
	71344317	

Adaptador curvo 90° M jic X F jic

Case	John deere	
00403944	71341056	
00407045	71341057	
00407516	71349611	
00408451	71341328	

Produtos

CASEIH JOHN DEERE

Adaptador curvo 90° M jic X flange 61

Case
00403854
00409933

Adaptador curvo 45° M jic X flange 61

Case	John deere
00407240	71342246
00408418	
00409950	
00948789	

CASEIH JOHN DEERE

Adaptador curvo 45° M jic X flange 62

Case	John deere
	71341060
	70037450

Adaptador curvo 45° M orfs X flange 62

Case
84475000

BRAÇADEIRA - LINHA STANDARD

CONJUNTO

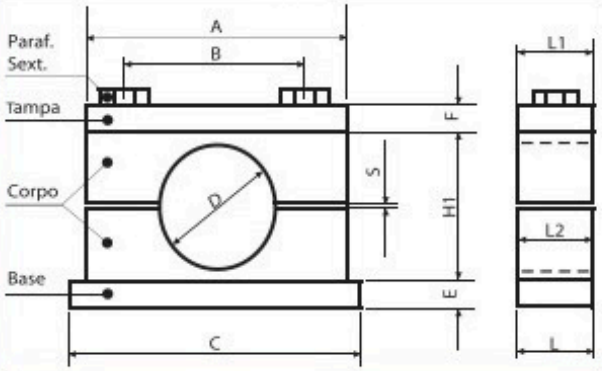

CORPO

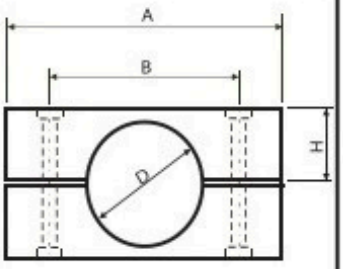

BASE 1 PARA SOLDA

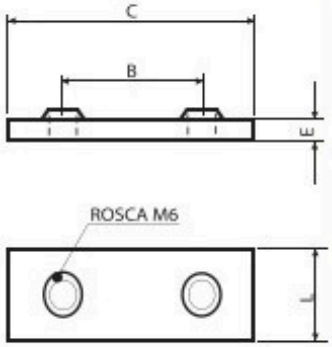

BASE 2 ALONGADA

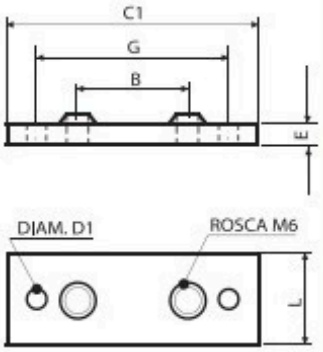

TAMPA

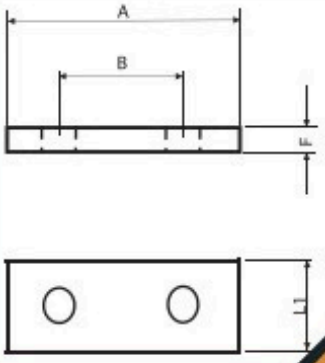

GRUPO	DIAM. D (TUBO)	DIMENSÕES														
		A	B	C	C1	D1	E	F	G	H	H1	L	L1	L2	S	PARAF. SEXT.
1	6 9,5/10 8 12	36	20	39	70	6,5	3	2	54	13	27	30	30	30	1	M6x30
2	12,7 16 14 18 15	43	26	45	76	6,5	3	2	60	16	33	30	30	30	1	M6x35
3	19 22 20 25	50	33	53	83	6,5	3	2	67	18	37	30	30	30	1	M6x40
4	26,7/28 30	57	39	58	89	6,5	3	3	73	21	43	30	30	30	1	M6x50
5	32 38 33,4/34 40 35 42	70	52	72	101	6,5	3	3	85	30	61	30	30	30	1	M6x65
6	44,5 50,8 48,3 54,4	94	66	96	129	6,5	3	3	115	32	65	30	30	30	1	M6x70
7	57,2 70 60,5 73 63,5 76,2	121	94	125	157	6,5	5	3	144	46	93	30	30	30	1	M6x100



Braçadeira com corpo em alumínio e base para soldar.

Braçadeira com corpo em polipropileno e base para parafusar.

Braçadeira com corpo em polipropileno com porca trava para montar em trilho.

BRAÇADEIRA STANDARD		PARAFUSOS									PLACA TRAVA					TRILHO					PORCA TRAVA							
		Sextavado		Sextavado Interno		Fenda		Empilhamento								TR28X13X1m TR28X13X2m TR28X14X1m					Alumínio					Inox		
		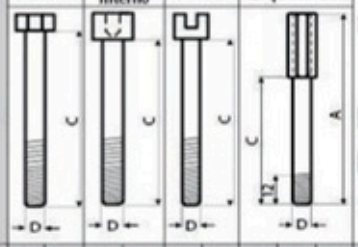									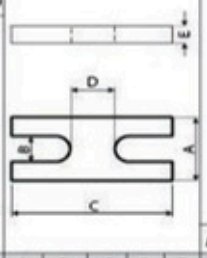					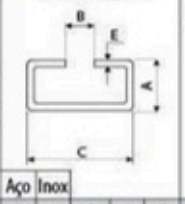					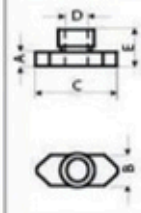					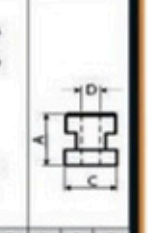		
																	Aço	Inox										
GRUPO	TUBO	C	D	C	D	C	D	A	C	D	A	B	C	D	E	A	A	B	C	E	A	B	C	D	E	A	C	D
1	6 a 12	30	M6	20	M6	20	M6	34	20	M6	30	11,5	36	6	3	13	14	12,5	28	1,5	5	11	26	M6	15	11	16	M6
2	12,7 a 18	35	M6	25	M6	25	M6	38	26	M6	30	11,5	44	11	3	13	14	12,5	28	1,5	5	11	26	M6	15	11	16	M6
3	19 a 25	40	M6	30	M6	30	M6	44	30	M6	30	11,5	51	18	3	13	14	12,5	28	1,5	5	11	26	M6	15	11	16	M6
4	26,7 a 30	45	M6	35	M6	35	M6	48	35	M6	30	11,5	57	24	3	13	14	12,5	28	1,5	5	11	26	M6	15	11	16	M6
5	32 a 42	65	M6	55	M6	55	M6	64	50	M6	30	11,5	70	37	3	13	14	12,5	28	1,5	5	11	26	M6	15	11	16	M6
6	44,5 a 54,4	70	M6	60	M6	60	M6	80	64	M6	30	11,5	94	48	3	13	14	12,5	28	1,5	5	11	26	M6	15	11	16	M6
7	57,2 a 76,2	100	M6	90	M6	90	M6	100	85	M6	30	11,5	122	75	3	13	14	12,5	28	1,5	5	11	26	M6	15	11	16	M6

CASEIH
00405071
00405072
00405107
00405108
00405541
00408313
00408314
00408317
00408516
00408650
00409345
00409571
00409577
00409573
00409574
00409575
00409579
00409580
00409583
00409584
00409585
00409798

CASEIH
00409829
00942371
00943177
00943206
00943208
00943352
434095A1
47940193
511331671
511346323
84528836

John Deere
CB01478377
CB11478436
H14432
H150222
0511329160
0511331397






Linha standard

Abraçadeira Fabricada com corpo em polipropileno ou aluminio Diam de 06mm a 76mm

Linha Pesada

Abraçadeira Fabricada com corpo em polipropileno ou aluminio Diam de 06mm a 219mm

Linha Dupla

Abraçadeira Fabricada com corpo em polipropileno ou aluminio Diam de 06mm a 42mm

Sistema do combustivel 8800

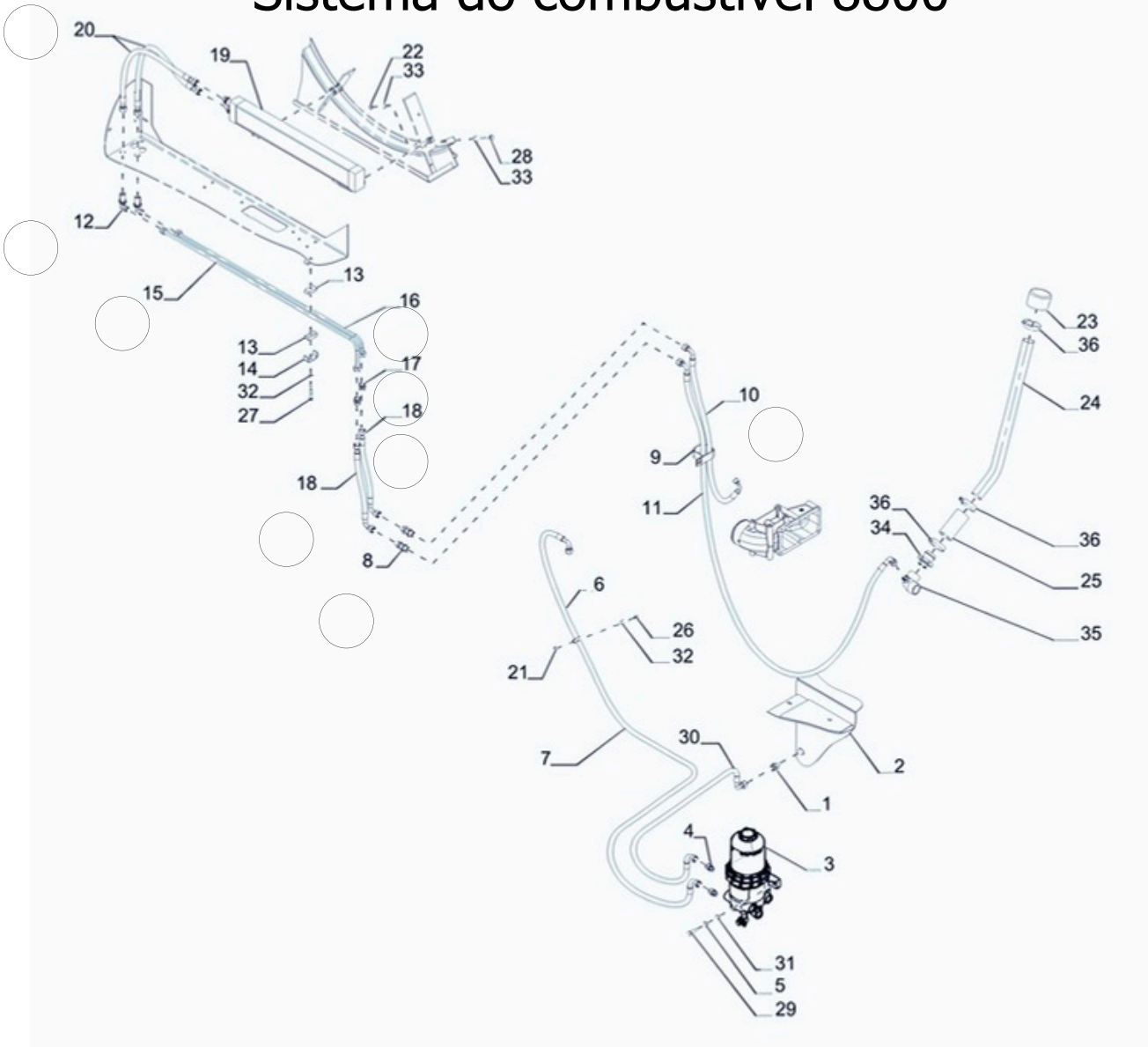

Item	Qtde	Código	Obs:
07	1	84515652	Mangueira
30	1	84515636	Mangueira
10	1	84539092	Mangueira
11	1	84544512	Mangueira
18	2	84334784	Mangueira
20	2	87651419	Mangueira
25	1	87235399	Mangueira
16	1	87651416	Tubo
15	1	87651418	Tubo

Item	Qtde	Código	Obs:
04	2	84548909	Adaptador
01	1	521872	Adaptador
08	2	87653572	Adaptador
17	2	150018	Adaptador
12	2	84014046	Cotovelo
36	2	82039348	Abraçadeira

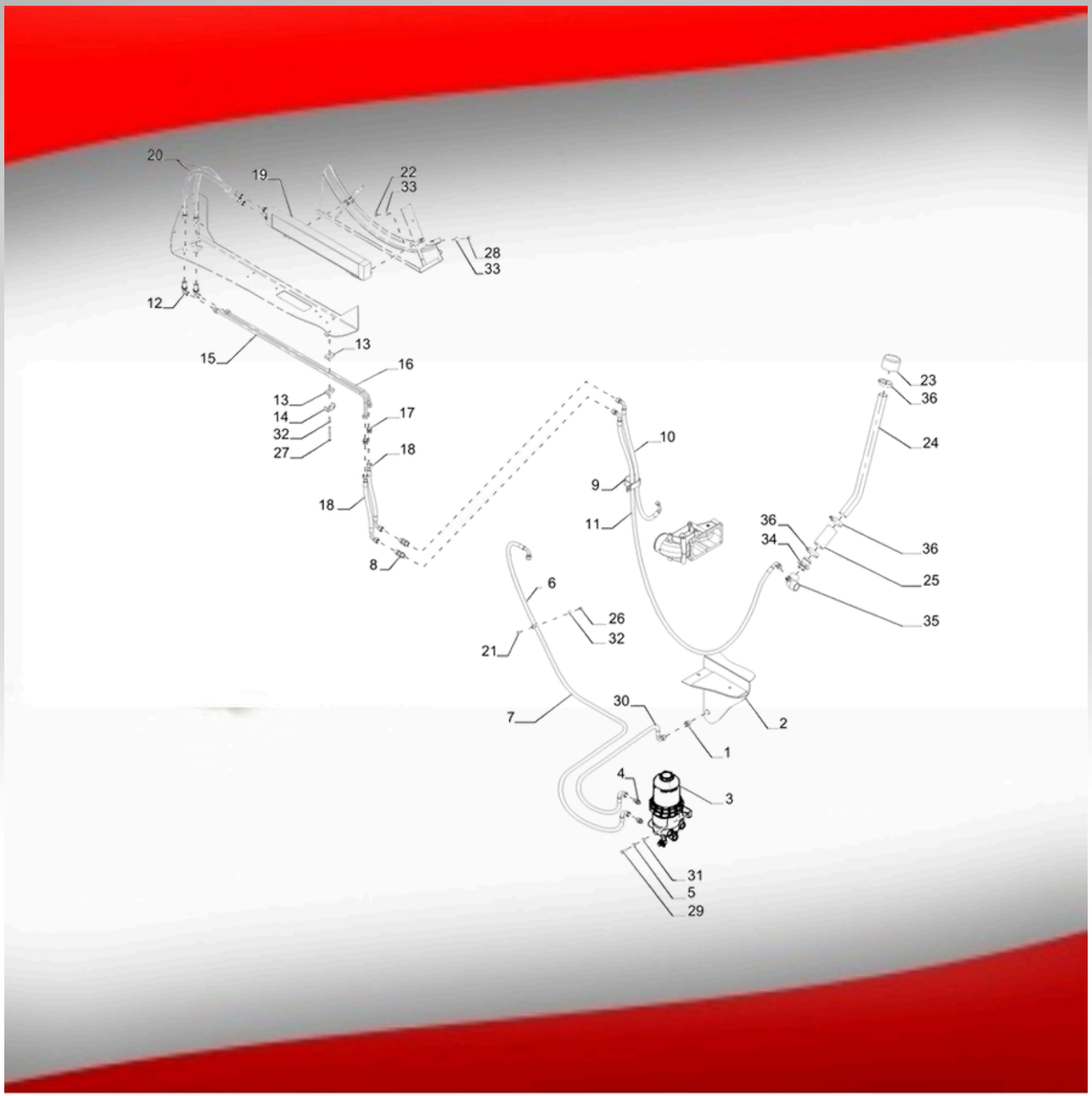
20
19
22
33
28
33
12
15
13
16
13
14
32
27
17
18
18
8
10
9
11
23
36
24
36
34
36
25
35
6
26
32
21
7
30
2
1
4
3
31
5
29

504218108






48147685
MASTERMANG


48147679
MASTERMANG

51655587


KORAX FROST SAE 2004 R134A A/C HOSE
KORAX FROST SAE 2004 R134A

51655585

51415992

51655590

51655588

51415992

Tubo de escapamento



Abraçadeira 00181118

Mangueiras montadas!
Conexões e adaptadores !
Abraçadeiras e acessórios

Abraçadeiras e acessórios

Frete para todo Brasil

PRODUTO EM ESTOQUE

CASE/CNH

COLSULTE COM OS CÓDIGOS

Fone 16-3627-6346

whatsapp 16-99305-7262

https://www.mastermang.com.br

Rua Elias Dib,927 Cep-14092-080

Ribeirão Preto SP

Consulte com os códigos Link abaixo:

https://www.mastermang.com.br/detalhes.php?relacao-de-produtos-cnh-case-john-deere&id=25688

MASTERMANG





Composta por : Fibra de Vidro + Silicone
Temperatura de Serviço : 180ºC
Rigidez Dielétrica : 3,0 kV
Diâmetro : 1,0 a 32,0mm
Cores : Marrom
Embalagem : Barra/ Rolo / Carretel
Anti-chama : Sim

Aplicação: Equipamentos e produtos a proteger do calor em alta temperatura,

Dimensões Ø Interno (mm)	Tolerância Ø Interno (mm)	Espessura de Parede (mm)	Tolerância +/- (mm)
1,0	+0,3	0,5	0,2
2,0	+0,4	0,5	0,2
3,0	+0,4	0,6	0,2
4,0	+0,5	0,6	0,2
5,0	+0,5	0,7	0,3
6,0	+0,5	0,7	0,3
8,0	+0,6	0,7	0,3
10,0	+0,6	0,7	0,3
12,0	+0,6	0,8	0,3
14,0	+0,8	0,8	0,3
16,0	+0,8	0,8	0,3
18,0	+0,8	0,8	0,3
20,0	+0,8	0,8	0,3
25,0	+1,0	1,0	0,3
32,0	+1,0	1,0	0,3

Tomador de pressão 48156833 7/16-20f unf

Dimensões e medidas revestimento em poliester/polipropileno

3	número da peça	Largura plana	diâmetro interno	medidor para carretel
4		milímetros	milímetros	metro
5	pps-20	20	12	100
6	pps-25	25	15	100
7	pps-30	30	18	100
8	pps-35	35	21	50.
9	pps-40	40.	24	50.
10	pps-45	45	28.	50.
11	pps-50	50.	31	50.
12	pps-60	60	37.	50.
13	pps-70	70	44	50.
14	pps-80	80	50.	50.
15	pps-90	90	56.	50.
16	pps-100	100	62	50.
17	pps-115	115	72	50.
18	pps-145	145	90	50.
19	pps-176	176	110	50.

5802727555

5802727555


5801672969


5801672964